

*Specialist for air conditioning, heating,
compressed air and plant technology*

aquatherm **blue**



4 **History**__

5 **About aquatherm**__

6 **Application fields for plastic piping systems**__

8 **Product overview**__

Product types__

12 General product information

15 Diameter

15 Pressure stages

Pipe structure variants

16 • Overview

17 • aquatherm blue S

17 • aquatherm blue UV

18 • aquatherm blue OT

18 • aquatherm blue MF

21 Permissible working pressure

Characteristics and special features__

24 Material fusiolen®

26 Sustainability

28 Environmental Product Declaration
LEED-Certification

32 Fire protection

37 **Processing possibilities**

• Socket welding

• Socket welding with
welding machine

• Butt welding

• Electric welding jig

• Electric socket welding

• Weld-in saddle OT

• Socket welding OT

• Push-fit technique

38 **Connection**

39 Integration of other systems or
components with aquatherm piping
for pressure pipe applications

Fields of application__

43 Heating system construction

44 Swimming pool technology

46 Refrigeration

48 Maritime applications

Quality assurance__

52 „100 % Made in Germany“

53 Compliance with the system standard

53 Certificate

Planning services__

56 Planning services

57 Efficiency optimisation

57 Coefficient of loss

References__

60 Kunst-Depot, Rotterdam

62 AFAS Software

64 Hybrid-Yacht Artefact

68 **Chemical
resistance**__

72 **Warranty**__

76 **Transport and storage**__

80 **Article list**__

History __

1973	aquatherm founded by Gerhard Rosenberg
1981	development of the first pipe system made of polypropylene; the colour green becomes a characteristic feature of aquatherm
1991	subsidiary Radeberg was founded
1996	first certification of the quality management system in accordance with ISO 9001
1997	foundation of the sales company in Italy
1999	development of fusiotherm® fibre composite pipe
2001	aquatherm operates in more than 50 export markets
2002	market launch of the aquatherm blue pipe
2005	market launch of the aquatherm red pipe and aquatherm black system
2010	system expansion of the pipe size to max. ø 630 mm
2010	Christof, Dirk and Maik Rosenberg assume company management
2012	first certification of the environment management system in accordance with ISO 14001
2012	market launch of the material fusiolen® PP-RP
2013	first certification of the energy management system in accordance with ISO 50001
2015	foundation of the sales company in North America
2017	opening of the new pipe extrusion plant
2018	opening of the new injection moulding facility
2018	foundation of the sales company in England
2019	expansion of the industrial prefabrication operation
2021	participation in the distribution company aquatherm iberica s.l.
2022	opening of the aquatherm Campus
2023	aquatherm celebrates it's 50th anniversary



AQUATHERM BLUE

Plastic piping systems made of polypropylene __

aquatherm is the world's leading manufacturer of plastic piping systems made from polypropylene for plant construction and building services. The areas of application include drinking water applications, heating systems, fire protection sprinkler systems, air-conditioning and refrigeration technology, as well as surface cooling systems. The product range comprises more than 17,000 articles in six product lines.

To guarantee the worldwide availability of the products and to offer local service, aquatherm works closely with long-standing partners in more than 70 countries. The company employs approx. 500 people in Germany, Italy, England, USA and Canada.

Production is carried out exclusively at the German sites in Attendorn (headquarters), Radeberg and Ennest. Customers all over the world can therefore rely on innovative and safe PP-R piping systems of the highest quality, „100% Made in Germany“. The family business is now managed in the second generation by brothers Christof, Dirk and Maik Rosenberg.

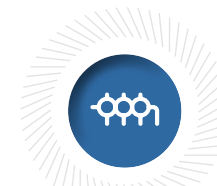
AQUATHERM BLUE

Future-proof in all fields of application with individual solutions __

aquatherm has the solution for your challenge - benefit from the versatile application possibilities of aquatherm blue systems. Here you get an exemplary overview of the fields of application where you can trust in aquatherm blue. Yesterday. Today. Tomorrow.



Connection to heating
and cooling



Heating system
construction



Industrial floor heating



Refrigeration



Maritime applications



Swimming pool
technology



Sports floor
heating and cooling













Abbreviations pipe structure:

S	single-layer
M	multi-layer
MF	multi-layer, fibre-reinforced
RP	raised pressure resistance
UV	UV-resistant
OT	oxygen-tight
TI	thermally insulated
HI	hardly inflammable

Abbreviations material:

PP	polypropylene
PP-R	polypropylene random copolymer
PP-RCT	polypropylene random copolymer with raised pressure resistance
PE-RT	polyethylene with raised temperature resistance

Fields of applications:

	fire protection sprinkler-systems
	heating and cooling networks
	refrigeration
	connection heating and cooling
	ceiling heating and cooling
	surface heating and cooling
	heating system construction
	industrial floor heating
	maritime applications
	swimming pool technology
	sports floor heating and cooling
	potable water application

Lengths units in mm unless otherwise specified

Weight weight data in kg/m

Radius all data in inches

Volume water content in litre/metre

SDR standard dimension ratio

PU packing unit

Pipe diameter

The diameter of the PP pipe determines its location and intended use. In order to be able to install a pipeline from the connection to the outlet, the pipe diameter of the individual pipes and fittings must be compatible with each other.

aquatherm blue

Diameter in mm	16	17	20	25	32	40	50	63	75	90	110	125	160	200	250	315	355	400	450	500	630
SDR 7,4 MF			○	○																	
SDR 7,4 MF UV			○	○																	
SDR 7,4 MF OT			○	○																	
SDR 9 MF RP					○																
SDR 9 MF RP UV					○																
SDR 9 MF RP OT					○																
SDR 11 S			○	○																	
SDR 11 MF RP						○	○	○	○	○	○	○	○	○	○	○	○	○	○		
SDR 11 MF RP UV						○	○	○	○	○	○	○	○	○	○	○	○	○	○		
SDR 11 MF RP OT						○	○	○	○	○	○	○	○	○							
SDR 17,6 MF RP												○	○	○	○	○	○	○	○	○	○
SDR 17,6 MF RP UV												○	○	○	○	○	○	○	○	○	○

aquatherm green








Diameter in mm	16	17	20	25	32	40	50	63	75	90	110	125	160	200	250	315	355	400	450	500	630
SDR 6 S	○		○	○	○	○	○	○	○	○	○										
SDR 7,4 S	○		○	○	○	○	○	○													
SDR 7,4 MF			○	○	○																
SDR 7,4 MF UV			○	○	○																
SDR 9 MF RP					○	○	○	○	○	○	○	○	○	○	○	○					
SDR 9 MF RP UV					○	○	○	○	○	○	○	○	○	○	○	○					
SDR 11 S			○	○	○	○	○	○	○	○	○	○	○	○	○	○					

aquatherm energy green & blue

Diameter in mm	16	17	20	25	32	40	50	63	75	90	110	125	160	200	250	315	355	400	450	500	630
SDR 9 MF RP					○	○	○	○	○	○	○	○	○	○	○	○					
SDR 9 MF RP					○																
SDR 9 MFRP OT					○																
SDR 11 MF RP						○	○	○	○	○	○	○	○	○	○	○					
SDR 11 MFRP OT						○	○	○	○	○	○	○	○	○							
SDR 17,6 MF RP												○	○	○	○	○					

Fields of applications

Areas of application include heating system construction as well as refrigeration and air conditioning technology - you can find all areas of application here:

	refrigeration	connection heating and cooling	heating system construction	maritime applications	swimming pool technology	sports floor heating and cooling	potable water
							
aquatherm blue	○	○	○	○	○	○	
aquatherm green				○	○		○





aquatherm blue
Product types

AQUATHERM PRODUCT TYPES

Polypropylene pipe systems

The history of the aquatherm pipe systems began in 1973 when Gerhard Rosenberg founded a company for hot water underfloor heating systems. Initially, the owner´s garage and basement served as the company´s headquarters and production facility. A lot has happened since then.

In the past 50 years, aquatherm has proven to be the world´s leading manufacturer of plastic pipe systems made of polypropylene for plant engineering and building services. The numerous product lines provide superior solutions in potable water applications, heating

systems, fire sprinkler systems, air conditioning and refrigeration technology, as well as in surface heating and cooling systems. The product range comprises almost 17,000 articles in six product lines.

Due to their special material properties, the aquatherm pipe systems convince by their diverse application possibilities.

The aquatherm pipe systems can be used in all areas of new installation, repair and renovation.

Characteristics

aquatherm polypropylene pipe systems stop corrosion damages. All materials are corrosion-resistant and have reduced flow noise compared to metallic pipes. aquatherm pipes are opaque, therefore there is no risk of algae formation.

Installation

aquatherm pipes and fittings are connected by heat fusion, which creates a homogeneous, cohesive unit with no leak paths. Heat fusion connections are stronger than the pipe itself, providing lasting safety at these critical points of a piping system. A properly executed aquatherm fusion creates a permanent leakproof connection. An aquatherm pipe with an outside diameter of 20 mm can be heat fused in only 5 seconds.

aquatherm pipe connections can be hydraulic pressure tested or put into operation directly after their fusion. There are no waiting times.



Quality


Quality is very important to aquatherm. This is not only reflected in the national and international certification marks, but also in the high satisfaction level of aquatherm customers, installers and engineers. You can find our international certificates here: [Certificate](#)

Warranty

Due to the high product quality, aquatherm offers a 10-year warranty on all pipes and fittings instead of the 2 years applicable under German law. The extended warranty period is covered by a comprehensive insurance policy from a leading insurance company in our industry. For details, see the Warranty section of this catalogue.

Price advantage

aquatherm offers you high quality, durable piping systems at an optimal price/ performance ratio.



PRODUCT TYPES

AQUATHERM BLUE

Made of corrosion-resistant polypropylene, aquatherm blue is ideal for the transport of cooling and heating media in closed systems. It is particularly well suited for a wide variety of industrial applications. The physical properties of the plastic, such as its high temperature capacity and pressure resistance, are tailored to the specific needs of the heating and cooling sector. aquatherm blue is joined via reliable

heat fusion, which produces a virtually leak-free and cohesive unit with excellent safety and durability.

Application areas

- Connection to heating/cooling
- Refrigeration
- Heating system construction
- Maritime applications
- Swimming pool technology
- Sports floor heating/cooling

System components

In combination with the aquatherm green pipe fittings, the system provides all components required for the piping installation of air conditioning, refrigeration, heating systems, and industrial applications. The dimensions range from 20 mm to 630 mm outside diameter.

- Pipes in straight lengths and/or coils
- Fittings
- Flanged joints
- Water point connections and accessories
- Welding devices and machines
- Weld-in and weld-on saddles
- Manifolds
- Shut-off devices
- Installation guide and fastenings
- Transition joints from polypropylene to metal, or from metal to polypropylene



AQUATHERM BLUE stops corrosion damages

Steel pipes used in air conditioning systems are particularly susceptible to corrosion on the outside of the pipe. Condensed water that forms between the insulation and the pipe attack the pipe surface and causes it to corrode. aquatherm blue is made from 100% corrosion-resistant fusiolen® PP-RCT, which considerably extends the life of the air conditioning system.



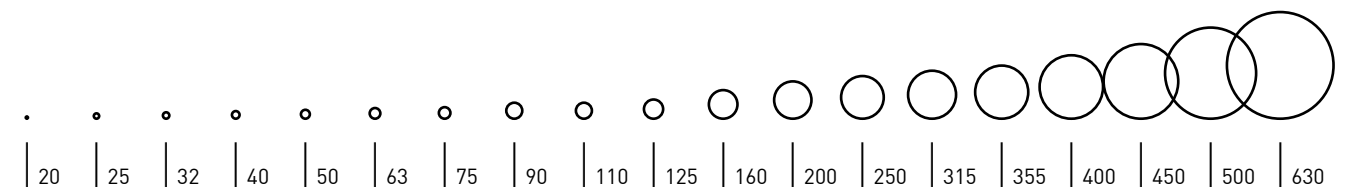
Insulation against energy loss

Due to their excellent thermal insulation properties, aquatherm blue pipes compared to metal pipes require a considerably thinner insulation.

Diameter

The diameter of the PP pipe determines its location and intended use. In order to be able to lay a pipeline from the connection to the outlet, the pipe diameter of the individual pipes and fittings must be compatible


with each other. aquatherm blue is available in the following diameters: 20, 25, 32, 40, 50, 63, 75, 90, 110, 125, 160, 200, 250, 315, 355, 400, 450, 500 and 630 mm.



Standard dimention ratio (SDR)

The SDR (Standard Dimension Ratio) is a ratio indicating the resistance to pressure. In order to guarantee a certain pressure resistance, a certain maximum SDR number is necessary, depending on the type of material. The following applies: the greater the wall


thickness, the smaller the SDR number and the more pressure-resistant the plastic pipe. The unit indicates the ratio between outer diameter and wall thickness of a pipe. aquatherm blue is available in the following SDR sizes:




SDR 7,4



SDR 9



SDR 11



SDR 17,6

PRODUCT TYPES

AQUATHERM BLUE – Overview

We offer aquatherm blue in different pipe constructions.

	SDR 7,4	SDR 9,0	SDR 11,0	SDR 17,6
aquatherm blue S			○	
S = single			ø: 20–32 mm	
aquatherm blue MF	○			
MF = multi-layer and fibre-reinforced composite pipe	ø: 20–25 mm			
aquatherm blue MF UV	○			
MF UV = multi-layer and fibre-reinforced and composite pipe, UV-resistant	ø: 20–25 mm			
aquatherm blue MF OT	○			
MF OT = multi-layer and fibre-reinforced composite pipe with diffusion barrier - oxygen tight	ø: 20–25 mm			
aquatherm blue MF RP		○	○	○
multi-layer and fibre-reinforced composite pipe, raised pressure resistance		ø: 32 mm	ø: 40–450 mm	ø: 125–630 mm
aquatherm blue MF RP UV		○	○	○
multi-layer and fibre-reinforced and composite pipe, UV-resistant, raised pressure resistance		ø: 32 mm	ø: 40–450 mm	ø: 160–630 mm
aquatherm blue MF RP OT		○	○	
multi-layer and fibre-reinforced and composite pipe, oxygen tight, raised pressure resistance		ø: 32 mm	ø: 40–250 mm	

AQUATHERM BLUE S

aquatherm blue S is single-layered. Single-layer pipes are particularly suitable for use in installations with a medium temperature of up to 25°C.



AQUATHERM BLUE UV

aquatherm blue is UV-resistant. Fusiolen® pipes are normally not exposed to the effects of UV rays when installed. To bridge the transport and assembly time, aquatherm polypropylene pipes and fittings are packaged UV-protected. The maximum outdoor storage time is 6 months.

For outdoor pipe installation, aquatherm offers polypropylene composite pipes with a UV layer of polyethylene. Damaging influences caused by the sun's rays are then excluded.



UV adhesive tape

As an alternative to our polypropylene pipes with UV protection layer, wrapping with UV-resistant adhesive tape is possible, if moulded parts or short pipe sections are to be protected. For this purpose, the adhesive tape recommended by aquatherm (art. no. 9700010871) should be selected, which shows good

resistance to abrasion, moisture, oils, light acids and alkalis as well as weather influences outdoors. The tape should always be applied to a dry, clean and grease-free surface. The winding should be done with a slight pull and at least 50% overlap.

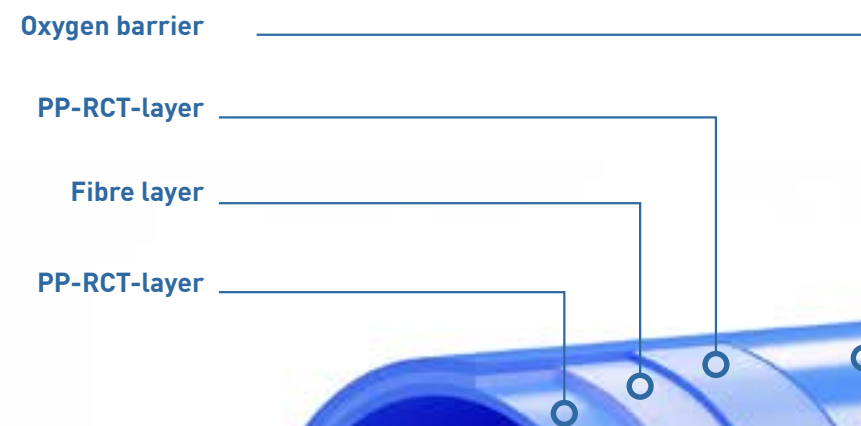
AQUATHERM BLUE OT

aquatherm blue OT is an fibre reinforced, oxygen-tight pipe that is equipped with an oxygen barrier and thus meets the requirements of DIN 4726.

Easy and quick installation technology

aquatherm blue OT also convinces by its easy but effective installation and connection technology. The pipe end and the connecting part are heated up. After joining, the two elements create a permanent bond. aquatherm blue OT has to be peeled with peeling tools (art. no. 9800050479–9800050488) before processing.

- Oxygen-tight by diffusion barrier
- Certified according to DIN 4726
- Absolutely corrosion resistant
- Less pipe friction
- High stability
- High heat-stability
- High environmental compatibility
- High impact rate
- Resistant against chemicals
- Heat and sound insulating characteristics
- Very good welding properties
- Considerably thinner insulation




AQUATHERM BLUE MF

aquatherm blue MF is a multi-layer fibre-composite pipe. The pipe is made in a multi-layer extrusion process.

The manufacturing process developed by aquatherm enables the integration of glass fibres within the material polypropylene in the middle layer of the pipe. This reinforces the pipe and restricts expansion and contraction.

- The linear expansion is reduced by at least 75 % compared with standard PP pipes
- The flow rate is increased by 20% at the same pressure conditions due to smaller wall thicknesses.
- High stability
- The coefficient of linear expansion is nearly identical to that of metal pipes, so that compared with common plastic pipes the support intervals can be extended and the number of clamps can be reduced.
- Optimum cost-performance ratio
- Lower weight
- High impact rate
- Simply cut and weld





Permissible working pressure
for general pressure pipe applications
in permanent operation __

Years of service	aquatherm blue SDR 17.6 MF RP	aquatherm blue SDR 11 MF RP	aquatherm blue SDR 11 S	aquatherm blue SDR 9 MF RP
at temperature up to 10 °C (50 °F)				
10	13.1 bar	25.3 bar	19.3 bar	27.5 bar
25	12.9 bar	24.7 bar	18.7 bar	27.1 bar
50	12.7 bar	24.1 bar	18.2 bar	26.7 bar
100	12.6 bar	23.5 bar	17.8 bar	26.3 bar
at temperature up to 15 °C (59 °F)				
10	12.3 bar	23.4 bar	17.8 bar	25.7 bar
25	12.1 bar	22.8 bar	17.2 bar	25.2 bar
50	11.9 bar	22.2 bar	16.8 bar	24.9 bar
100	11.7 bar	21.6 bar	16.3 bar	24.5 bar
at temperature up to 20 °C (68 °F)				
10	11.4 bar	21.4 bar	16.4 bar	23.9 bar
25	11.2 bar	21.0 bar	15.9 bar	23.5 bar
50	11.0 bar	20.4 bar	15.4 bar	23.1 bar
100	10.9 bar	19.9 bar	15.0 bar	22.8 bar
at temperature up to 30 °C (86 °F)				
10	9.8 bar	18.3 bar	13.9 bar	20.6 bar
25	9.6 bar	17.8 bar	13.4 bar	20.2 bar
50	9.5 bar	17.3 bar	13.0 bar	19.9 bar
100	9.4 bar	16.8 bar	12.7 bar	19.7 bar
at temperature up to 40 °C (104 °F)				
10	8.4 bar	15.5 bar	11.8 bar	17.7 bar
25	8.3 bar	15.0 bar	11.3 bar	17.3 bar
50	8.1 bar	14.6 bar	11.0 bar	17.1 bar
100	8.0 bar	14.1 bar	10.7 bar	16.8 bar
at temperature up to 50 °C (122 °F)				
10	7.2 bar	13.0 bar	9.9 bar	15.1 bar
25	7.0 bar	12.6 bar	9.5 bar	14.7 bar
50	6.9 bar	12.2 bar	9.2 bar	14.5 bar
100	6.8 bar	11.9 bar	9.0 bar	14.3 bar
at temperature up to 60 °C (140 °F)				
10	6.1 bar	10.9 bar	8.3 bar	12.7 bar
25	5.9 bar	10.6 bar	8.0 bar	12.4 bar
50	5.8 bar	10.3 bar	7.7 bar	12.2 bar
at temperature up to 70 °C (158 °F)				
10	5.1 bar	8.5 bar	7.0 bar	10.7 bar
25	5.0 bar	8.3 bar	6.0 bar	10.4 bar
50	4.9 bar	8.1 bar	5.1 bar	10.2 bar
at temperature up to 75 °C (167 °F)				
10	4.6 bar	7.7 bar	6.0 bar	9.7 bar
25	4.5 bar	7.6 bar	4.8 bar	9.5 bar
50	4.4 bar	7.3 bar	4.0 bar	9.3 bar
at temperature up to 80 °C (176 °F)				
5	4.3 bar	7.2 bar	5.7 bar	9.0 bar
10	4.2 bar	7.0 bar	4.8 bar	8.9 bar
25	4.1 bar	6.8 bar	3.9 bar	8.6 bar
at temperature up to 90 °C (194 °F)				
5	3.5 bar	5.9 bar	3.7 bar	7.4 bar
10	3.4 bar	5.8 bar	3.2 bar	7.3 bar

SDR = Standard Dimension Ratio (diameter/wall thickness ratio)
S = single-layer
MF = multi-layer fibre
MF RP = multi-layer fibre – raised pressure resistance

For fittings of butt-welded pipe segments a reduction factor of 0.75 (reduction of the table values by 25 %) is effective.



aquatherm blue
**Characteristics and
special features**

AQUATHERM CHARACTERISTICS AND SPECIAL FEATURES

Material **fusiolen®** ____

aquatherm blue is made of corrosion-resistant material. This considerably extends the service life of the pipeline, for example for an air conditioning system. The material of aquatherm is characterized among other things by its special high heat and extraction stability. The physical and chemical properties are

adapted to the special needs of the heating and cooling sector. Due to the exceptionally good welding properties, pipe and fitting fuse to form a homogeneous, materially bonded unit; this has made the material fusiolen® famous worldwide.



The **advantages** of aquatherm pipes
and fusiolen® **polypropylene** ____

- corrosion resistant
- resistant against many chemicals
- high environmental compatibility
- less pipe roughness
- heat and sound insulating characteristics
- very good welding properties
- high heat-stabilised
- high mechanical stability
- lighter in weight than steel and copper
- easy processing
- well-priced
- installation aids and fixings

Our material **fusiolen® Polypropylene** ____

Newly opened markets place ever increasing demands on the pipe material. Versatile applications require the greatest possible independence of the processed materials. Raw materials with novel properties that could not be achieved until then are required. For this reason, aquatherm has been developing and producing its own innovative polypropylene materials for several years, which meet the global challenges in sanitary and heating technology, in air-conditioning and refrigeration technology, in industrial applications and agriculture, in shipbuilding, and in fire protection. Successful results of this research are fusiolen® PP-R, fusiolen® PP-RCT and fusiolen® PP-R FS.

Environment ____

The environmentally friendly material polypropylene fusiolen® PP-R/PP-RCT is recyclable and can be ground, melted and reutilised for various applications e.g. motor-protections, wheel linings, laundry baskets and other kinds of transport boxes. There are no polluting substances with PP-R/PP-RCT either in its processing or in its disposal.

Use of metal **deactivators** ____


By adding suitable food-approved additives the risk of material damage caused by metal ions under extreme operating conditions is reduced.

Higher **long-term heat stabilisation** ____

The long-term heat stabilisation has been increased to resist to the potential effects of peak temperatures within higher safety parameters.

Material properties ____

The extrapolated service life of aquatherm PP-RCT pipes is more than 50 years. Peak temperatures of 100 °C arising from short disruptions are unproblematic. Permanent temperatures from 70 °C up to 90 °C reduce the service life of the pipe (see table "Permissible Working Pressure", page 21).



AQUATHERM CHARACTERISTICS AND SPECIAL FEATURES

This is how aquatherm is committed

17 goals to change the world: In 2015, the global community developed the „Agenda 2030“, a roadmap for the future.

This is intended to enable a dignified life world-wide and to preserve the natural foundations of life in the long term. We at aquatherm would like to contribute to the achievement of these goals with all our actions. Our sustainable products,

our comprehensive service and our leading expert knowledge are part of the solution on the way to a climate-neutral life.

We are also a member of the German Sustainable Building Council (DGNB e.V.) and work with the non-profit organisation to find ways and solutions to build for tomorrow today.

Climate change

Climate change is one of the greatest challenges of our time. Released CO₂ is the main problem: it enters the atmosphere and intensifies the greenhouse effect - the earth continues to heat up.

We are convinced that we humans will find solutions to meet this challenge and thus also significantly reduce CO₂ emissions in all sectors.

Construction industry

The construction industry is responsible for 36% of global energy consumption and 39% of energy- and process-related CO₂ emissions.*

The construction industry has already begun to face up to this responsibility. In order to achieve the final goal of a “net zero building” over the entire life cycle, the but the steps are still too small.

More courageous and visionary pioneers are needed, who will show the right way and set an example for the entire industry.

Exceptionally environmentally friendly

The European Plastic Pipe Association TEPPFA analysed the environmental impact of plastic pipe systems as part of its EPD project. The result: plastic pipe systems have excellent environmental performance in various areas of application, leaving a smaller ecological footprint than pipe systems made of other materials.

A pipe system made of polypropylene (25 mm, SDR 7.4), for example, has approximately seven times lower CO₂ emissions than a comparable steel pipe.

Success through consistent environmental protection

We live environmental protection – and do so consistently. All corporate processes are geared to conserving valuable resources, minimising energy use, and avoiding or recycling waste.

We developed the first fibre composite pipe as early as 1999. This required significantly less energy in the production process than the conventional aluminium composite pipe.

Technical data sheet

Technical properties	fusiolen® PP-R	fusiolen® PP-R/PP-RCT fibrepipes
Melt-flow index 190 °C/5 kg	0,5 g/10 min.	0,5 g/10 min.
Melt-flow index 230 °C/2.16 kg	0,3 g/10 min.	0,3 g/10 min.
Modulus of elasticity	800 N/mm²	1200 N/mm²
Yield stress	25 N/mm²	30 N/mm²
Density	0,9 g/cm³	1,0 g/cm³
Tensile strength	25 MPa	35 MPa
Inflammation temperature	430-450 °C	490-500 °C
Thermal expansion coefficient	1,5 *10 ⁻⁴ K ⁻¹	0,35 *10 ⁻⁴ K ⁻¹
Coefficient of thermal conduction	0,15 W/mK (measured at pipe)	0,15 W/mK (measured at pipe)
Coefficient of friction in pipes	0,007	0,007
Bending radius	6 x d	
Water absorption	< 0,02 %	< 0,02 %

Electrical properties	fusiolen® PP-R	fusiolen® PP-R/PP-RCT fibrepipes
Relative permittivity	2,3 (in case of 1 MHz)	2,3 (in case of 1 MHz)
Puncture voltage	500 kV/cm	500 kV/cm
Specific resistance	> 10 ¹⁷ Ω cm	> 10 ¹⁷ Ω cm
Surface resistance	10 ¹⁴ Ω	10 ¹⁴ Ω
Dissipation coefficient	0.0002 (in case of 50 Hertz)	0.0002 (in case of 50 Hertz)

AQUATHERM CHARACTERISTICS AND SPECIAL FEATURES

aquatherm Environmental Product Declaration [___](#)

What is an **Environmental Product Declaration**? [___](#)

An Environmental Product Declaration (EPD) describes the environmental impact of a product or service on the environment. It records the consumption of resources and emissions over the entire life cycle of the product - from the extraction of raw materials to disposal - and quantifies and evaluates them. Therefore, an Environmental Product Declaration offers the possibility to compare different products with each other.

In the Environmental Product Declaration, the characteristics of a product are identified neutrally using internationally recognised standards. A precise methodology according to ISO 14025 and EN 15804 is followed, and all values are checked by independent third parties regarding their completeness, plausibility, and conformity with standards.

However, the EPD is not a certificate, i.e. there are requirements placed on the quality and format of the data, but not on the quality of the product. For the building sector, it forms an important basis for the ecological assessment of buildings.

What are **product category rules**? [___](#)

To be able to evaluate functionally similar products in the same way and in the context of an Environmental Product Declaration, Product Category Rules (PCRs) are used. These are a set of specific rules, requirements or guidelines according to which products are classified into groups. Product Category Rules exist, for example, for thermal insulation materials, windows and doors, or building piping systems.

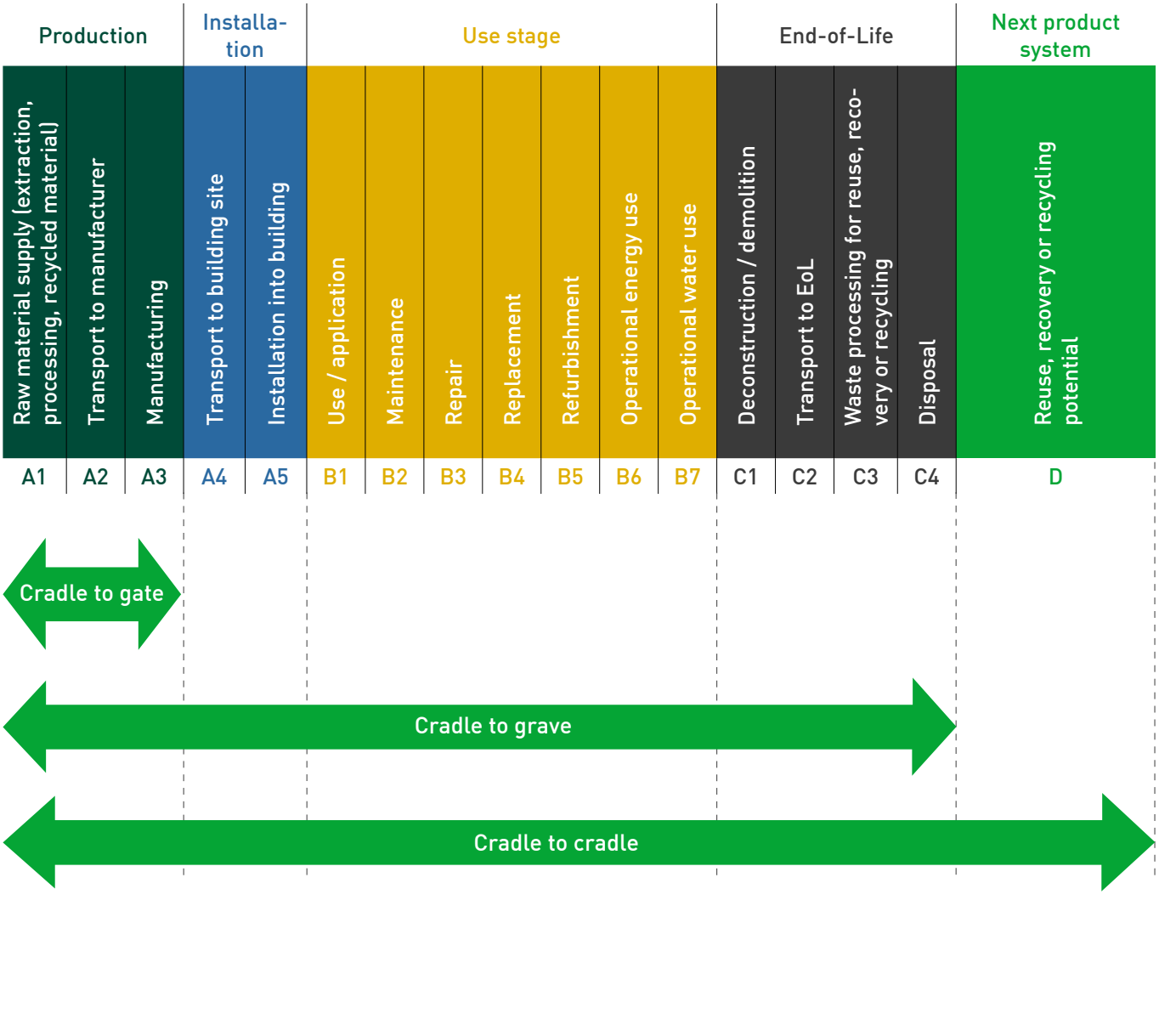
What is a **Life Cycle Assessment**? [___](#)

The aim of a Life Cycle Assessment (LCA) is not only to provide environmentally relevant data on specific products, but also to estimate potential environmental issues which then can assist in making a decision for or against a particular product. The basis of the Life Cycle Assessment is the life cycle of a product. It consists of different phases: Raw material extraction, material production, use, waste treatment and final disposal. All environmental inputs and outputs are listed. In other words, everything that flows into and out of the product is measured. These can be raw materials or resources, different types of energy, water or emissions into the air, soil or water.



What does the **Product life cycle** include? __

A life cycle assessment considers either the entire life cycle of a product or parts of it. Therefore, there are three different approaches to assessing the product life cycle:



What are the **environmental impact indicators**? __

Life Cycle Assessments provide information on the potential impact of a product (or service) on the environment. EN 15804+A2 describes 13 core Environmental Impact Indicators to be reported for an Environmental Product Declaration and 6 additional optional Environmental Impact Indicators.

Core indicators according to EN 15804+A2:

Core indicator	Unit
GWP-total	kg CO ₂ -Äq.
GWP-fossil	kg CO ₂ -Äq.
GWP-biogenic	kg CO ₂ -Äq.
GWP-luluc	kg CO ₂ -Äq.
ODP	kg CFC11- Äq.
AP	mol H ⁺ -Äq.
EP-freshwater	kg PO ₄ -Äq.
EP-marine	kg N-Äq.
EP-terrestrial	mol N-Äq.
POCP	kg NMVOC-Äq.
ADPE	kg Sb-Äq.
ADPF	MJ
WDP	m3 World-Äq. withdrawn

Additional impact categories according to EN 15804+A2-optional:

Indicator	Unit
PM	Illness cases
IR	kBq U235-Äq.
ETP-fw	CTUe
HTP-c	CTUh
HTP-nc	CTUh
SQP	-

How reliable is an **Environmental Product Declaration**? __

Neutral and in accordance with internationally recognised standards: This is how the characteristics of a product are recorded in an Environmental Product Declaration. The exact methodology follows ISO 14025 and EN 15804, and all values are verified by independent third parties. The Environmental Product Declaration is valid for a period of five years. If there are changes in the manufacture of the product during this period, leading to major deviations from the previous values, a review must be carried out.

What advantages does the **Environmental Product Declaration** offer me? __

Environmental Product Declarations enable companies, for example, to participate in public tenders or investors to have their building's sustainability systems, such as BREEAM, LEED or DGNB, in place. In addition, an Environmental Product Declaration forms the basis for the development and optimisation of sustainable products.

aquatherm **Environmental Product Declaration** __


Environmental Product Declarations are important - for the construction industry, for us, and our customers. That is why we have had our products evaluated according to the „cradle to gate“ concept.

Our Environmental Product Declarations

[Sustainability](#)

are available for the following product group:

- aquatherm green/blue S/MF pipe
- aquatherm red pipe S/MF
- aquatherm black system
- aquatherm green/blue S/MF pipe (OT)
- aquatherm green/blue S/MF pipe (UV)
- aquatherm green/blue S/MF pipe (TI)



AQUATHERM CHARACTERISTICS AND SPECIAL FEATURES

Fire protection __

The aquatherm polypropylene pipe systems comply with the requirements of the fire classification B2 DIN 4102 (normal inflammable). Compared to natural products like wood, cork or wool, aquatherm PP-R pipes do not produce any gas toxicity. In case of fire, there is no risk of dioxin emissions.

To avoid fire and smoke transmission, aquatherm advises the use of fire retardant seals. The fire resistance period is the minimum period in minutes.

The extent of the preventive measures depends on the type of installation. The determination of fire areas and fire classification has to be made in accordance with the law of the country. Information is given by the Planning Department and Building Control Office or the Fire Protection Representative.

Basically, fire walls and ceilings with pipe passages have to be installed to the same fire resistance classification. All fire protection systems with a corresponding classification are suitable for aquatherm polypropylene pipes.


The following companies offer suitable fire protection solutions: __

Fire protection pipe shell Conlit 150 U:
DEUTSCHE ROCKWOOL GmbH & Co. KG
Rockwool Straße 37-41
45966 Gladbeck
Tel: +49 2043 408 0
www.rockwool.de


Hilti Deutschland AG
Hiltistrasse 2 · 86916 Kaufering
Tel: +49 800 888 · www.hilti.de

Fire protection sleeve AWM II:
Flamro Brandschutz Vertriebs GmbH
Am Sportplatz 2
56291 Leiningen
Tel. +49 6746 9410-0
Mail: info@flamro.com
www.flamro.de


Roku System AWM II in the wall




Roku System AWM II in the ceiling




Roku System AWM II with synthesis rubber in the wall



Roku System AWM II with synthesis rubber in the ceiling



Rockwool Conlit 150 U in the wall



Rockwool Conlit 150 U in the ceiling



Excerpt from the **Rockwool planning and installation aid** __

R 30- to R 90 pipe penetrations for the aquatherm installation systems with non-combustible media, such as drinking water, heating and cooling

Product name/
Material:

aquatherm green
PP-R

SDR 6 S

SDR 7,4 S

SDR 7,4 MF

SDR 7,4 MF UV

SDR 11 S

aquatherm green
PP-RCT

SDR 9 MF RP

SDR 9 MF RP UV

aquatherm blue
PP-R

SDR 7,4 MF

SDR 7,4 MF OT

SDR 7,4 MF UV

SDR 11 S

aquatherm blue
PP-RCT

SDR 9 MF RP

SDR 9 MF RP OT

SDR 9 MF RP UV

SDR 11 MF RP

SDR 11 MF RP OT

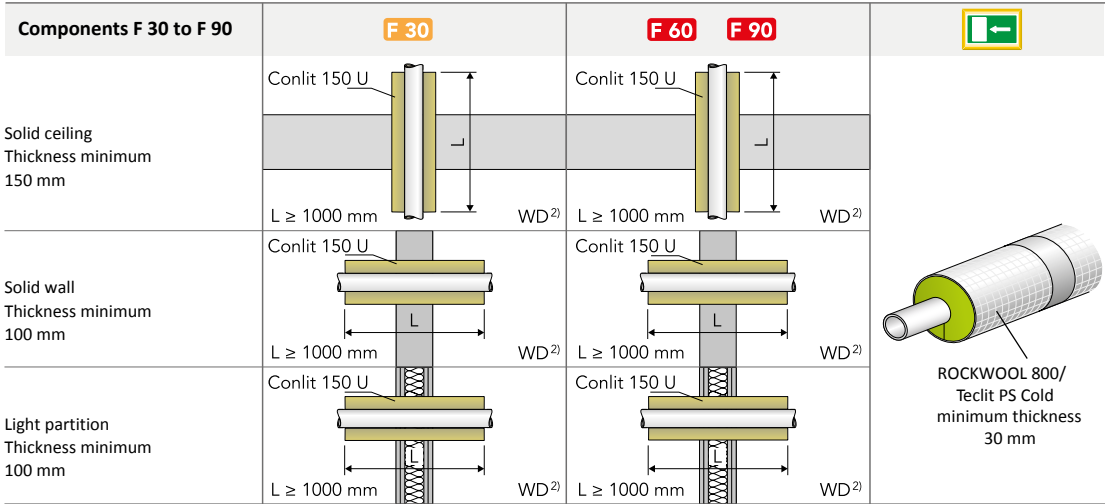
SDR 11 MF RP UV

aquatherm red
PP-R (B1)

SDR 7,4 MF HI

aquatherm black
grid connection
pipe

aquatherm orange
PE-RT



Variant according to ROCKWOOL abPP3726/4140MPA BS

System	Pipe dimension Outer diameter Da [mm]	Conlit 150 U			ROCKWOOL 800 ^{1), 2), 3)} TECLIT PS Cold ^{1), 2), 3)}		
		Type ³⁾	Insulation thickness ⁴⁾ s [mm]	Core drilling DK [mm]	EnEV 100 % hot, type	EnEV 50 % hot, type	DIN 1988- 200 cold, type ³⁾
pipes without OT or UV layer	14,0	12/24	24,0	60	15/20	15/20	15/20
	16,0	16/22	22,0	60	18/20	18/20	18/20
	17,0	17/21,5	21,5	60	18/20	18/20	18/20
	20,0	20/20	20,0	60	22/20	22/20	22/20
aquatherm green	25,0	25/17,5	17,5	60	28/20	28/20	28/20
aquatherm blue	26,0	26/17	17,0	60	28/20	28/20	28/20
aquatherm red	32,0	32/24	24,0	80	35/30	35/20	35/30
aquatherm grey	40,0	40/20	20,0	80	42/40	42/20	42/40
aquatherm black	50,0	50/25	25,0	100	54/40	54/30	54/40
aquatherm orange	63,0	63/33,5	33,5	130	64/50	64/30	64/50
pipes without OT or UV layer	75,0	75/52,5	52,5	180	76/70	76/40	76/70
	90,0	90/65	65,0	220	102/80	102/40	102/80
	110,0	110/70	70,0	250	114/100	114/50	114/100
	16,0	18/21	21,0	60	18/20	18/20	18/20
	20,0	22/19	19,0	60	22/20	22/20	22/20
	25,0	27/16,5	16,5	60	28/20	28/20	28/20
	32,0	34/23	23,0	80	35/30	35/20	35/30
	40,0	42/19	19,0	80	42/40	42/20	42/40
	50,0	52/24	24,0	100	54/40	54/30	54/40
	63,0	65/57,5	57,5	180	76/50	76/30	76/50
aquatherm green UV	75,0	77/51,5	51,5	180	89/70	89/40	89/70
	90,0	90/65	65,0	220	102/80	102/40	102/80
	110,0	113/53,5	53,5	220	114/100	114/50	114/100
Notes/special installation conditions							
1) In some cases, the available minimum insulation thickness is specified.							
2) For further insulation, the insulation ROCKWOOL 800 or TECLIT PS Cold can be used.							
3) For cold pipes, a vapor barrier must be available according to DIN 1988-200, therefore only use fire protection pipe shell Conlit 150U/ Insulating shell ROCKWOOL 800 or TECLIT PS Cold.							
4) Insulation thickness according to EnEV 50% and according to DIN 1988-200 suitable for the core bore diameter DK.							

All basic conditions of the specified general building inspectorate test certificates must be considered.

Fire load __

The values required for determining the fire load within a fire section are calculated from the total of all flammable materials located within this area. The calculation for establishing the combustion heat V [kWh/m] for a fire section in the event of an outbreak is dependent on dimensions and materials. The basis used for the calculation of pipe systems made of polypropylene is the lower calorific value Hu = 12.2 kWh/kg (as per DIN V 18230 T1) in conjunction with the mass of material m_{pipe} [kg/m]. The integrated layers of fibres in the aquatherm fibre composite pipes are also considered.

Depending on the calculation procedure, the fire load is worked out with reference to the burn-up factor. This value is designated as m_{factor} and is taken as 0.8 for polypropylene.

Combustion values V [kWh/m] for aquatherm blue

Dimension mm	aquatherm blue SDR 7,4 MF/OT	aquatherm blue SDR 9 MF/OT	aquatherm blue SDR 11 MF/OT	aquatherm blue SDR 17,6 MF
20	1,76	-	-	-
25	2,74	-	-	-
32	-	4,39	3,14	-
40	-	-	4,83	-
50	-	-	7,48	-
63	-	-	11,82	-
75	-	-	16,48	-
90	-	-	23,86	-
110	-	-	35,33	-
125	-	-	45,83	30,03
160	-	-	74,88	48,53
200	-	-	116,64	75,68
250	-	-	181,42	117,64
315	-	-	285,82	186,32
355	-	-	362,93	236,07
400	-	-	460,78	299,73
450	-	-	583,21	378,64
500	-	-	-	468,24
630	-	-	-	740,59

AQUATHERM CHARACTERISTICS AND SPECIAL FEATURES

Processing

There are many possibilities for the connection of aquatherm blue piping systems. Whether welding or plugging: With the fusion techniques of aquatherm

you quickly create a permanently tight connection.



Welding techniques

Due to their exceptionally good welding properties, pipe and fitting fuse to form a homogeneous, materially bonded unit. For this purpose, the pipe and fitting are briefly heated with the aid of tools provided for this purpose and then simply joined together; that's it! Double material thickness at the joint - this means double safety at the otherwise critical point of a piping system.

Socket welding

A safe and fast connection in the socket welding process is possible with our manual welder for pipes with dimensions of 20 to 63 mm.

▶ View video

Socket welding with welding machine

With pipe dimensions from 50 to 125 mm, our aquatherm welding machines ensure a safe and durable connection.

▶ View video

Butt welding

Large pipe dimensions from 160 to 630 mm are welded with special butt welding machines.

▶ View video

Electric welding jig

The aquatherm electrical welding jig facilitates the fusion of pipes with diameters of 63 to 125 mm.

▶ View video

Electric socket welding

Electric socket welding (heating coil welding) is suitable in hard-to-reach areas for pipes with dimensions of 20 to 250 mm. In this welding process, special sleeves with integrated heating wires are electrically heated and fused to the pipe.

▶ View video

Welding techniques for aquatherm blue OT

Weld-in saddle OT

Branches in aquatherm blue OT can be easily produced with welding calipers, even subsequently. The use of shrink-wrapping calipers also reduces the amount of material and time.

▶ View video

Socket welding OT

A secure and quick connection for the oxygen-tight aquatherm blue pipe OT pipes in the dimensions 20 to 125 mm is possible using the socket welding method.

▶ View video

Push-fit technique

Push-fit fittings

Highest safety in a few minutes: This is offered by the new aquatherm push-fit fittings. Compared to the electro socket welding process, pipe connections can be made up to 40 % faster with the aquatherm push-in socket. In addition, the tooling requirement is significantly lower.

▶ View video

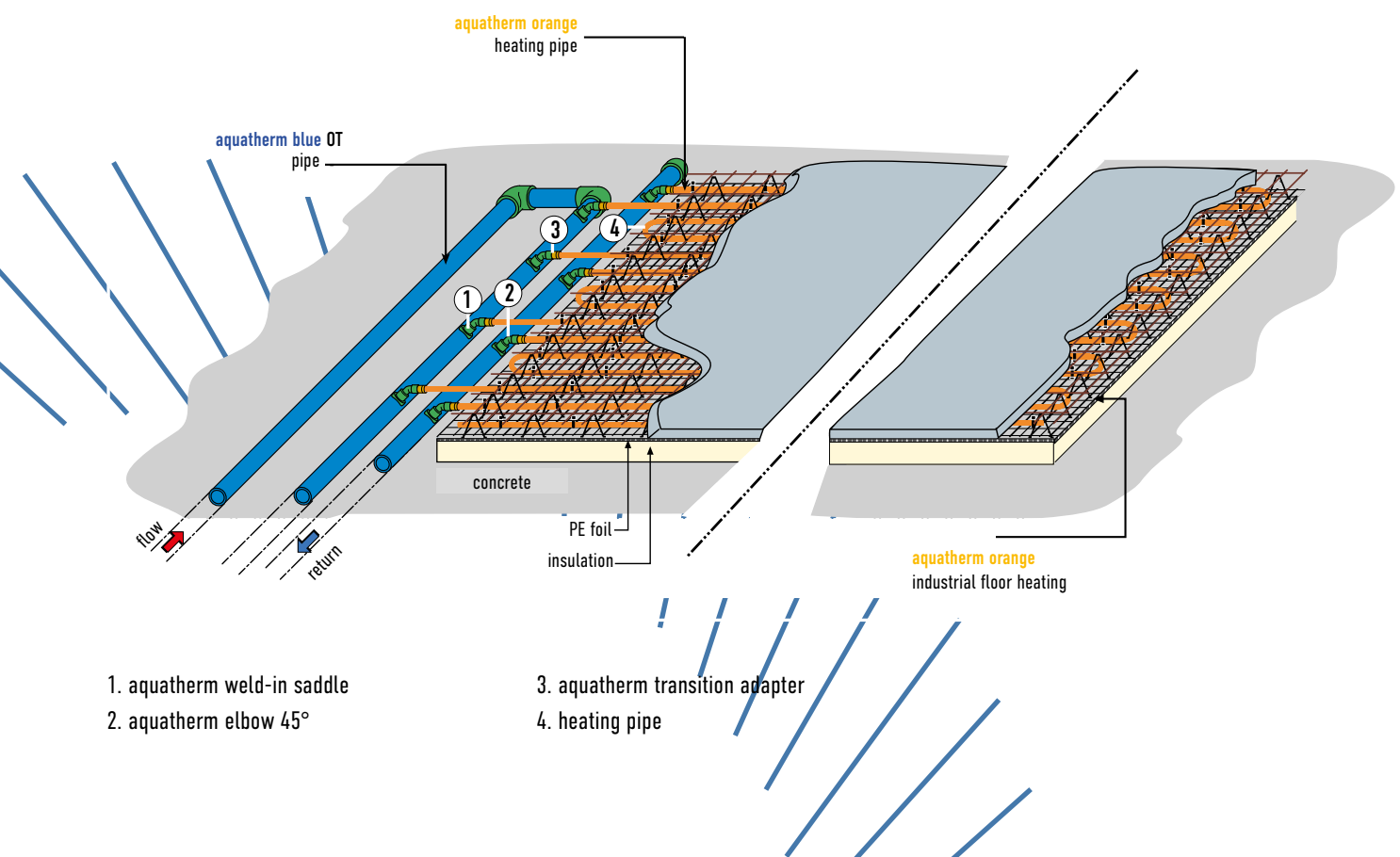
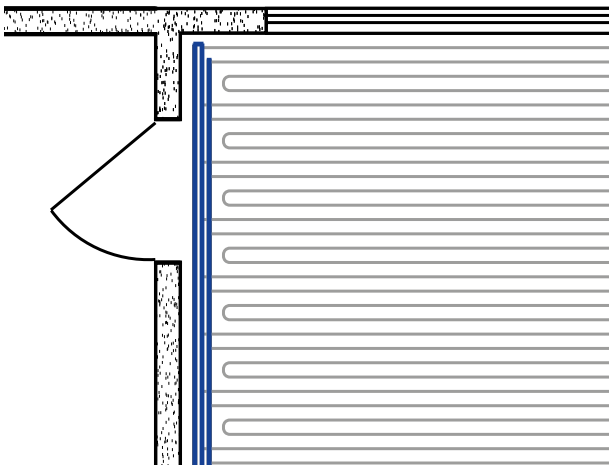
AQUATHERM CHARACTERISTICS AND SPECIAL FEATURES

Connection

Reverse return technique (Tichelmann-principle)

The weld-in saddle technique, developed by aquatherm orange provides the connection of the heating pipes to a continuous manifold pipe according to reverse return. This technique is applied for the double swing floor design a+b and industrial floor heating.

On applying the reverse return technique, all heating circuits have the same length. Therefore the pipe layout ensures the same pressure loss for all heating circuits. A hydraulic balancing of the heating circuits is not required.



Integration of other systems or components with aquatherm piping for pressure pipe applications

When integrating aquatherm piping systems with other systems or components not made of polypropylene (e.g. valves, pumps, other piping, check valves, strainers, etc), care must be taken to ensure the operating parameters for polypropylene won't damage the other materials or vice versa. Be aware that even if the aquatherm pipe is compatible with the fluid being transported, other materials in the system may not be. All parts of the system must be verified as compatible with the medium being carried before installing them. And, while aquatherm pipe does not require treatment to protect it from corrosion, metals (ferrous and non-ferrous) in the system may be susceptible to corrosion.

Do not mix aquatherm pipe with other piping systems in conditions that will cause the other system or components to fail.



aquatherm blue
Fields of application

Fields of application

aquatherm has the solution for your challenge - Benefit from the versatile application possibilities of our products. The field of application of aquatherm products is wide. Here you get an overview of the fields of application in which you can rely on our products. Yesterday. Today. Tomorrow.

AQUATHERM BLUE FIELDS OF APPLICATION

Heating system construction

Smooth operation over many decades: this is a simply formulated, although not always easy to realise, wish in the field of heating, ventilation and air conditioning technology. Steel pipes used in air conditioning systems, for example, are particularly susceptible to corrosion on the outside of the pipe. Condensation that forms between the insulation and the pipe attacks the pipe surface and breaks it down. In heating systems, corrosion inside the pipe is a big problem: it leads to pressure losses as well as increased energy consumption for the pumps used.

With aquatherm blue, corrosion damage is a thing of the past, because it consists of the 100% corrosion-resistant material polypropylene. This considerably extends the service life of the air-conditioning or heating system.

Due to its heat and sound insulating properties, aquatherm blue requires significantly less insulation against heat and cold loss or condensation when the temperature falls below the dew point compared to metallic pipes, making it ideal for heating and cooling systems from commercial buildings to single-family homes. Its light weight also facilitates installation and brings significant time benefits.






AQUATHERM BLUE FIELDS OF APPLICATION

Swimming pool technology __

aquatherm blue ensures, among other things, that perfectly cleaned water remains perfectly clean during transport - thanks to the material polypropylene, which is not only self-insulating and corrosion-resistant, but also particularly temperature and pressure-resistant. The system is rounded off by its exceptionally good welding properties, which ensure strong connections, a long service life and maximum safety.

And as a swimming pool operator, you can also rely on us above water: aquatherm not only offers you piping systems for water management and transport, but also for all needs in the area of heating, ventilation and cooling - for example as surface heating.





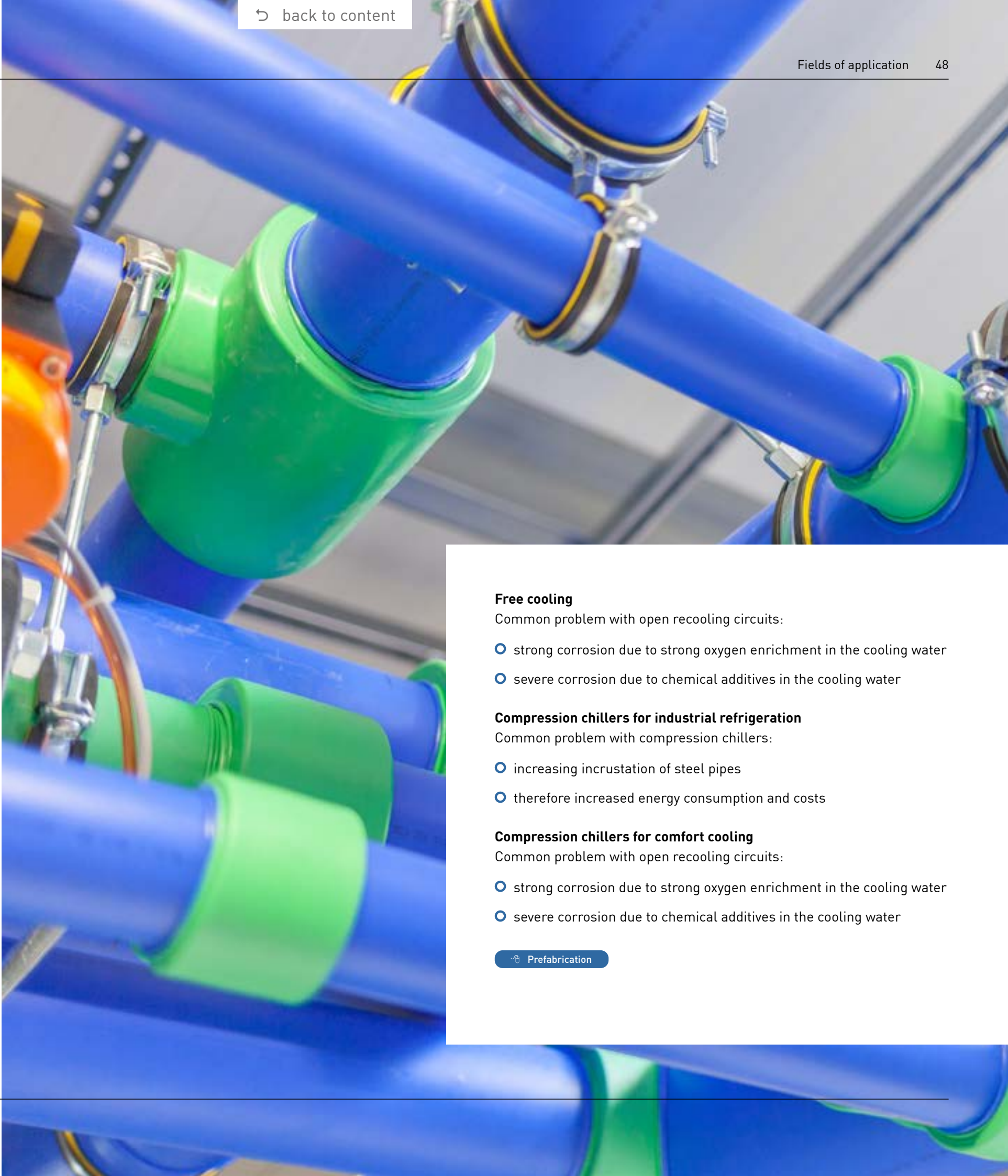
AQUATHERM BLUE FIELDS OF APPLICATION

Refrigeration

The product for piping refrigerant circuits in refrigeration systems

Regardless of whether you want to bring a server room to a specific temperature, or to cool food, drinks, or medicines, we will work with you to find an outstanding solution for your refrigeration system's pipework. aquatherm blue, made of corrosion-resistant and diffusion-proof polypropylene, is ideal for the transport of cooling media in closed systems and is therefore particularly well-suited for a wide variety of refrigeration applications.

Industry	Industrial refrigeration	Comfort refrigeration	
Type of cooling	gree cooling, cooling towers	Compression chillers	Compression chillers
Temperature range	> 20 °C	-40 °C bis +10 °C	6 °C bis 20 °C
Circuit types and cold carrier means	open and closed water circuits, including those contaminated with chemicals	refrigerant circuits (all known water-glycol mixtures, water-alcohol mixtures, brine) Re-cooling circuits of condenser cooling and oil cooling (water-glycol mixtures)	refrigerant circuits in air conditioning systems (water) Re-cooling circuits of condenser cooling (water-glycol mixtures)



Free cooling

Common problem with open recooling circuits:

- strong corrosion due to strong oxygen enrichment in the cooling water
- severe corrosion due to chemical additives in the cooling water

Compression chillers for industrial refrigeration

Common problem with compression chillers:

- increasing incrustation of steel pipes
- therefore increased energy consumption and costs

Compression chillers for comfort cooling

Common problem with open recooling circuits:

- strong corrosion due to strong oxygen enrichment in the cooling water
- severe corrosion due to chemical additives in the cooling water

 Prefabrication



AQUATHERM BLUE FIELDS OF APPLICATION

Maritime applications

Sustainable and weight-saving piping systems for shipbuilding. The global shipbuilding market has been growing steadily for many years and at the same time is experiencing a profound change due to the raising of environmental standards. With our sustainable and weight-saving piping systems that help to reduce fuel consumption, we support you in solving emerging technical, operational and environmental challenges.

Corrosion resistance to aggressive media and seawater with low pH values make aquatherm blue the ideal piping system in shipbuilding. For example, for ballast and cooling systems or exhaust gas scrubbers.

A major advantage of the saltwater-resistant piping systems is the easy and quick processing, as well as easy repair work, even at sea.





aquatherm blue
Quality assurance

AQUATHERM QUALITY ASSURANCE

Quality „100 % Made in Germany“

To produce safe and innovative piping systems - that is the lived promise of aquatherm. This already starts with the raw material: We develop and refine our polypropylene granulate under the fusiolen® brand. This way we can always perfectly adjust the properties of our products to the requirements of the different fields of application. No matter whether its pipes or fittings: „100 % Made in Germany“ applies to all of them. We produce exclusively and with the latest manufacturing technology at our German sites in Attendorn (headquarters), Ennest and Radeberg.

Only tested products then start their journey to our customers worldwide. In addition to the permanent


in-house quality assurance, which includes the monitoring of testing equipment, process, production and incoming goods inspections as well as the final inspection, external monitoring is carried out by e.g. the Süddeutsche Kunststoffzentrum (SKZ), NSF (National Sanitation Foundation, USA), IIP (Istituto Italiano di Plastici, Italy), CSTB (Centre Scientifique et Technique du Bâtiment, France), TGM (Technologisches Gewerbemuseum, Austria) and the Hygieneinstitut des Ruhrgebiets. Numerous national and international neutral authorities and institutions confirm the high aquatherm quality standard.

Numerous national and international quality seals and approval certificates as well as our satisfied customers confirm again and again the high quality of our products.

Since 1996 aquatherm fulfills the requirements of the quality management system according to DIN ISO 9001.

This success is another step towards strengthening our competitive position and to meet the high requirements and the responsibility for our customers, partners and the environment.

See for yourself!



Compliance with the system standard

Various national and international independent authorities and institutions confirm aquatherm's quality standard. You can see our certificates on our website.

The product certificates are provided for reference purposes only. The certificates have been issued in accordance with the laws, regulations and product standards applicable in the respective country. The certificates can therefore not be used outside the respective jurisdiction. They contain neither express nor imply warranties of aquatherm GmbH or its affiliates.

You can find the overview of our international certificates here: [Certificate](#)



aquatherm blue
Planning services





AQUATHERM PLANNING SERVICES

What **planning services** does aquatherm offer? __

„Time is money“ - a wisdom that proves true every day, especially in the construction industry. The sanitary, heating, and air-conditioning installations of any building project are always a time challenge, not only for architects and planners. The implementation on site often presents the executing site managers and installers with inconsiderable problems. If you choose aquatherm, you have a strong partner at your side who supports you before, during and after the completion of your project.

[🔗 Digital planning tools on our website](#)



AQUATHERM PLANNING SERVICES

Optimise the efficiency of your entire project workflow __

[🔗 Contact - Our experts for your request](#)

Our team has many years of experience in the field of building services and is very familiar with the aquatherm product portfolio. Regular training ensures that our project planning is always up to date and that all legal regulations are implemented. This saves you the planning work and gives you significantly more time to concentrate on your core business.



AQUATHERM PLANNING SERVICES

Pressure loss __

For hydraulic pipeline calculations for the mathematical determination in pipe fittings, pressure loss coefficients are required. These result from friction, deflection and detachment losses. Losses often account for an inconsiderable proportion of the total pipe system.

The following table shows the calculated pressure loss coefficients or resistance coefficients for aquatherm fittings.

[🔗 PDF Planning and design](#)



aquatherm blue
References

AQUATHERM BLUE REFERENCES

Refrigeration systems __

Project
Novva Data Center

Location
Salt Lake City, Utah (USA)

Completion
2021, extension follows

Application
Refrigeration systems

The challenge
For the piping of the cooling system in the Novva data centre, a piping system was required that was not only corrosion-resistant but could also be easily integrated into the underfloor structure.

The solution
aquatherm blue met the high demands of the client. Furthermore, aquatherm aided with the scan-to-fab service.





AQUATHERM BLUE REFERENCES

Refrigeration systems __

Project
AFAS Clubhouse

Location
Leusden, Netherlands

Completion
2021

Application
Refrigeration systems

The challenge
For the new headquarters of software company AFAS, the clients were looking for a chilled water system that would fit into the building's sustainability concept.

The solution
aquatherm blue made of the corrosion resistant plastic polypropylene (PP-R) was installed over 6,532 metres. Its significantly lower CO₂ emissions compared to steel pipes and its very good recyclability were decisive for the choice of the system.

AQUATHERM BLUE REFERENCES

Refrigeration systems __

Project

Kunst-Depot Boijmans Van Beuningen

Location

Rotterdam, Netherlands

Completion

2021

Application

Refrigeration systems

The challenge

The Kunst-Depot focuses on sustainability in numerous areas. Accordingly, the cooling water system also had to fit into the building's sustainability concept.

The solution

aquatherm blue made of the plastic polypropylene (PP-RP) convinced the designers with its significantly lower CO₂ emissions compared to steel pipes. Due to its technical properties, the piping system is also optimally suited for refrigeration installation.





AQUATHERM BLUE REFERENCES

Technical water ____

Project
Hybrid superyacht "Artefact"

Location
Nobiskrug Shipyard
Rendsburg, Germany


Completion
2020


Application
Potable water
Waste water
Technical water

The challenge
Highest quality in all areas - this should also apply to the piping systems used on the hybrid superyacht „Artefact“ for drinking water, waste water and technical water.

The solution
Products from aquatherm are not only corrosion- resistant, but were also ideal in the context of the new construction of the “Artefact” for, among other things, their insulating effect and secure connection technology.







AQUATHERM CHEMICAL RESISTANCE


Resistance __

Our corrosion-resistant material polypropylene is resistant to many acids and alkalis. However, each individual case must always be examined with special care. Chemical resistance must always be considered in conjunction with other factors such as operating temperature, operating pressure or external stresses. Detailed information is available from our competent team of experts, who will be happy to deal with individual enquiries.

[↶ Table „Chemical resistance“](#)

[↶ Formular „Chemical resistance request“](#)





Explanatory comments on the aquatherm GmbH warranty

1. Foreword

Thank you very much for making the decision to use a product from aquatherm GmbH, Germany (herein referred to as “aquatherm”). With nearly 50 years of experience in the international plastic pipes market, and our trendsetting innovations, we have the expertise needed to offer you engineered piping solutions made in Germany.

The trust placed in the quality of our products has motivated us to offer all pipes and moulded, fabricated, machined, and/or assembled parts with a 10-year warranty instead of the standard 2-year warranty required by German law. This extended time covered by warranty is backed by a comprehensive insurance policy from a leading insurance company for our line of business. The warranty period will begin with the date of delivery by aquatherm GmbH, but only comes valid with the successful pressure test, which must be carried out and documented in accordance with the aquatherm specification.

2. Scope of warranty

The aquatherm warranty protects you from financial loss proven to be caused by material defects, manufacturing defects and/or aquatherm’s consulting/engineering services. The warranty coverage shall apply for the following product groups:

- aquatherm green pipe (fusiotherm und aquatherm ISO)
- aquatherm blue pipe (climatherm und aquatherm ISO)
- aquatherm red pipe (firestop)
- aquatherm black system (climasystem)
- aquatherm lilac pipe (aquatherm lilac)
- aquatherm orange system (aquatherm heating systems)
- aquatherm grey pipe (aquatherm SHT-system)
- assemblies fabricated by aquatherm from these product groups

2.1 What is covered by the aquatherm warranty?

The aquatherm warranty covers three aspects of damages: property damage, financial loss and personal injury.

2.1.1 What is property damage?

The damage to or destruction of a tangible item as a result of a defective product (e.g. classic water damages as a result of a leak). As a result of this, the suitability of the tangible item to fulfill its actual purpose is impaired. The term property damage is used if tangible items are damaged or destroyed. Considerable costs can be incurred as a result of property damage, such as renovation costs, repair costs or replacement costs.

2.1.2 What is meant by financial loss?

Financial loss may either be out-of-pocket loss or loss of business. Out-of-pocket financial loss is for example the costs of removing products and installing replacements after damage. Loss of business is the financial disadvantage suffered by an injured party as a result of a dama-

ging event (e.g. lost income as a result of renovations following property damage).

2.1.3 What is meant by personal injury?

If a person suffers physical injury, this is known as personal injury. For the purposes of this document, the coverage of personal injury means the direct medical costs incurred as a result of the injury.

3. What is not covered?

Costs related to the damages incurred such as a result of:

- Non-compliance with the operating parameters defined and specified by aquatherm as found in aquatherm’s technical documents. In cases of doubt, contact your local aquatherm manufacturer’s rep. Exceptions must be provided for, in writing, by a member of aquatherm’s engineering team.
- Non-compliance with the installation guidelines as set out in the aquatherm Catalogue, with emphasis to the required installation of aquatherm propriety clipping or other compatible with aquatherm piping.
- Non-compliance with respective National Plumbing Standards and Regulations.
- Joints which were not made in accordance with the aquatherm guidelines, including but not limited to: improper fusion technique, use of contaminated materials or tools, use of faulty or unsuitable tools, use of damaged materials or tools, or any connection made by an installer without sound knowlegde of the aquatherm connection techniques and their processes.
- Improperly assembled connections to other pipeline systems and/or components (threads, flanges, stubs, mechanical joints not intended for use with aquatherm PP piping etc.).
- All sealing elements used in the product lines manufactured by aquatherm.
- Tools and accessories sold by aquatherm GmbH are covered for the warranty period by law under the statutory warranty provisions.
- Systems with defective pipeline sections or fittings that were not subjected to the aquatherm pressure test or alternative testing approved by aquatherm prior to start-up.
- Damage to our products caused by incorrect handling after the material has left aquatherm’s possession.
- Damage caused or exacerbated by copper in the water resulting from erosion/corrosion or other degradation of copper components in a domestic hot water recirculating system.
- Time delay, caused by incorrect planning, delivery problems and/or incorrect orders.
- Damage caused by entrained air, cavitation and pressure fluctuations.

Note: This list only includes the most prominent examples. Other circumstances, which compromise the integrity of the products, may also jeopardise the coverage.

4. How is the amount of compensation under the aquatherm warranty determined?

In the event of a material failure, samples of the damaged/faulty product are collected by the national aquatherm partner to forward them to aquatherm GmbH for examination and analysis. Working in collaboration with the injured party, aquatherm will identify the cause of the damage, and call in external bodies (test institutes, laboratories, assessors, etc.) as needed. If the damage has been caused by a material and/or manufacturing defect or by aquatherm’s consulting/engineering services, the underwriter shall quantify the compensation claim for damages. All expenditures associated with the damages for this claim must be verified/recorded in detail and in a verifiable format as a required measure.

5. How much is the maximum coverage?

For the first 5 years of the warranty period, property damage, personal injury and financial loss is covered for the sum of €20 million per insurance claim. Total coverage for all claims made in a year is a maximum of €40 million. For years 6-10 of the warranty period, these coverage amounts are €8.5 and €17 million respectively. Sublimit for losses on designed projects (Professional Indemnity) €2 million and €6 million for all losses in the annual aggregate.

6. Why is the coverage stated in Euro?

The insured manufacturer, aquatherm, as well as the insurer, are both based in the EU, so that their agreements are issued in Euros (€). Since exchange rates fluctuate, the exchange rate current on the date of compensation shall apply.

7. What is the channel of communication for notifying claims under warranty and making enquiries about them?

Warranty claims have to be made to aquatherm via the national aquatherm GmbH partners. Information about the progress of the claim will only be released by the aquatherm partner or aquatherm GmbH.

8. Legal note

If a discrepancy or conflict arises between this document and the underlying insurance policy, the latter shall in all cases prevail.

9. Information about avoiding damage

I) Manufacture under certified quality level

As a trusted manufacturer, aquatherm works to a certified quality standard (ISO 9001); constant internal quality controls are part of the daily routine. In addition to this, all employees are integrated into a quality assurance program. As a result of this, products failing to comply

with our high standards are quickly identified and removed from our product range.

II) Preventing damage caused by incorrect handling

Our products must be handled conscientiously and carefully when they are delivered from our production plants. Experience shows that most damage is caused in transit, storage and/or when working on site. At this point we would draw close attention to the fact that correct handling contributes to maintaining the product quality.

III) Work is to be carried out by qualified installers

Installation defects are easy to avoid. Our training courses teach the correct techniques in detail for working with our products. In doing so, particular importance is attached to work being carried out attentively and with care. The work of installers trained by us or our aquatherm partners is much more reliable and carried out much more efficiently.

For a safe connection, we recommend using only aquatherm PP products in a piping system. Mixing with other PP piping systems should be avoided.

February 2023
aquatherm GmbH, Biggen 5, 57439 Attendorn, Germany



aquatherm blue
Transport and storage

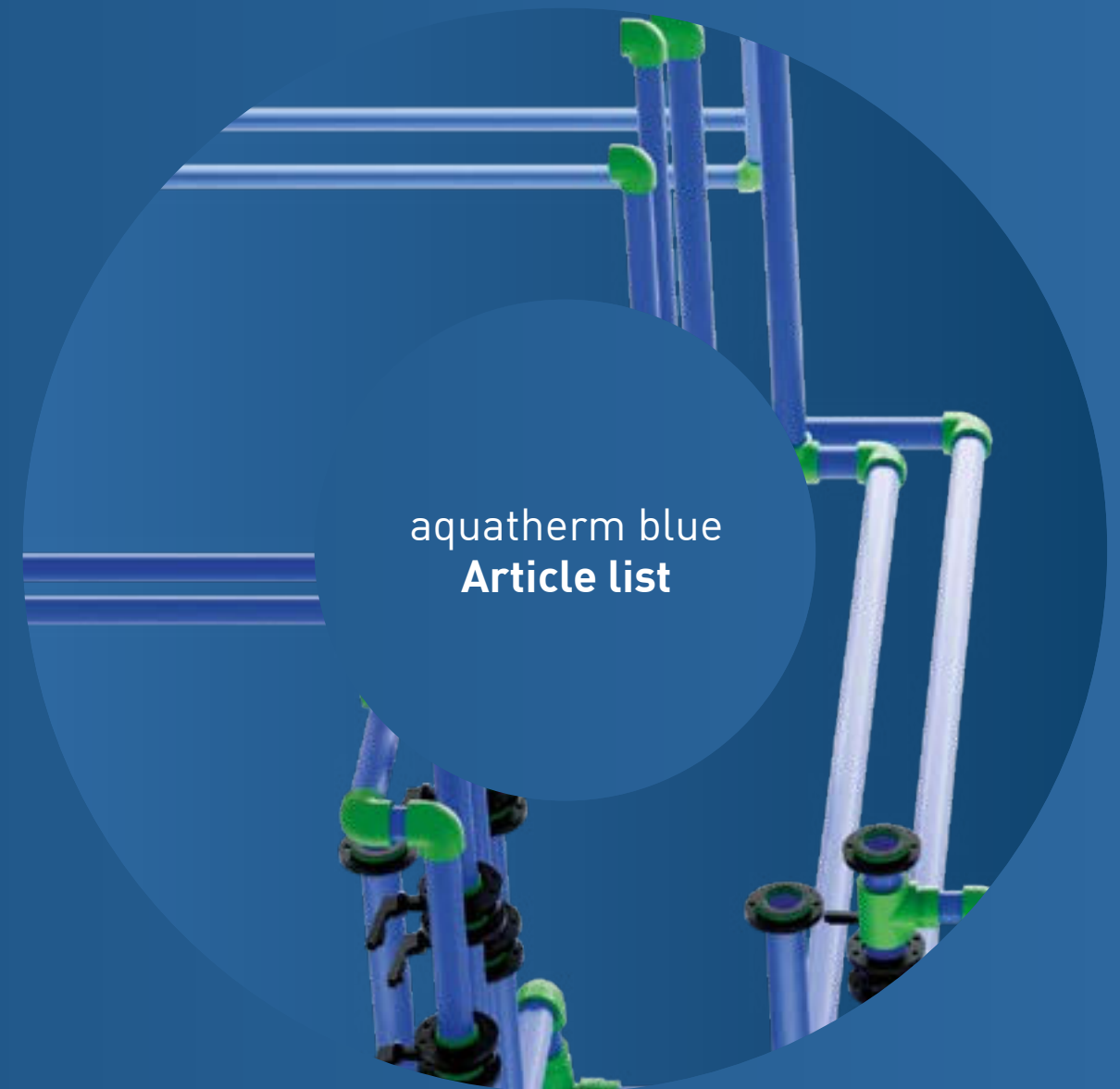
AQUATHERM TRANSPORT AND STORAGE

Careful **storage** __

aquatherm polypropylene pipes may be stored outside at any temperature. A solid base for the pipe is very important to avoid a deformation of the pipes while in transport and storage.

treated with care. UV-radiation has effects on all high polymer plastics. Do not store permanently outdoor. The maximum permissible storage time outdoors is 6 months.





Pipes / basic elements



aqua therm blue SDR 7,4 MF

MF = multi-layer, fibre-reinforced

Material: fusiolen® PP-R / PP-RCT
Pipe series: SDR 7,4 / S 3,2
Standards: SKZ HR 3.28, ASTM F 2389, CSA B 137.11, ISO 21003
Colour: blue
Packing unit: 4 m straight lengths

Article no.	d	s	di	l/m	kg/m	DN	PU [m]
socket welding							
2012020006	20	2,8	14,4	0,163	0,157	15	100
2012025008	25	3,5	18,0	0,254	0,244	20	100



aqua therm blue SDR 7,4 MF UV

MF = multi-layer, fibre-reinforced
UV = UV-resistant

Material: fusiolen® PP-R
Pipe series: SDR 7,4 / S 3,2
Standards: SKZ HR 3.28, ASTM F 2389, CSA B 137.11, ISO 21003
Colour: outside: black / inside: blue
Packing unit: 4 m straight lengths

Article no.	d	s	di	l/m	kg/m	DN	PU [m]
socket welding							
2212020006	20	2,8	14,4	0,163	0,210	15	100
2212025008	25	3,5	18,0	0,254	0,314	20	100



aqua therm blue SDR 7,4 MF OT

MF = multi-layer, fibre-reinforced
OT = oxygen-tight

Material: fusiolen® PP-R
Pipe series: SDR 7,4 / S 3,2
Standards: DIN 8077 / 78, DIN EN ISO 15874, ASTM F 2389, CSA B 137.11, ISO 21003
Colour: blue
Packing unit: 4 m straight lengths

Article no.	d	s	di	l/m	kg/m	DN	PU [m]
socket welding							
2112020006	20	2,8	14,4	0,163	0,211	15	100
2112025008	25	3,5	18,0	0,254	0,316	20	100

Pipes / basic elements

aqua therm blue SDR 9 MF RP

MF = multi-layer, fibre-reinforced
RP = raised pressure resistance

Material: fusiolen® PP-RCT
Pipe series: SDR 9 / S 4
Standards: SKZ HR 3.28, ASTM F 2389, CSA B 137.11, ISO 21003
Colour: blue
Packing unit: 4 m straight lengths

Article no.	d	s	di	l/m	kg/m	DN	PU [m]
socket welding							
2013032010	32	3,6	24,8	0,539	0,334	25	40



aqua therm blue SDR 9 MF RP UV

MF = multi-layer, fibre-reinforced
RP = raised pressure resistance
UV = UV-resistant

Material: fusiolen® PP-RCT
Pipe series: SDR 9 / S 4
Standards: SKZ HR 3.28, ASTM F 2389, CSA B 137.11, ISO 21003
Colour: outside: black / inside: blue
Packing unit: 4 m straight lengths

Article no.	d	s	di	l/m	kg/m	DN	PU [m]
socket welding							
2213032010	32	3,6	24,8	0,483	0,328	25	40



aqua therm blue SDR 9 MF RP OT

MF = multi-layer, fibre-reinforced
RP = raised pressure resistance
OT = oxygen-tight

Material: fusiolen® PP-RCT
Pipe series: SDR 9 / S 4
Standards: DIN 8077 / 78, DIN EN ISO 15874, ASTM F 2389, CSA B 137.11, ISO 21003
Colour: blue
Packing unit: 4 m straight lengths

Article no.	d	s	di	l/m	kg/m	DN	PU [m]
socket welding							
2113032010	32	3,6	24,8	0,483	0,328	25	0,328



Legend table abbreviations: [Units in mm unless otherwise specified]

d	diameter in mm	l/m	water content in litres/metre	SDR	standard dimension ratio
D	diameter in mm	kg/m	weight data in kg per metre		(Diameter/wall thickness ratio)
s	wall thickness in mm	DN	diameter nominal		
di	internal diameter in mm	PU	packing unit in metre		



Pipes / basic elements



aquatherm blue SDR 11 S

S = single-layer

Material: fusiolen® PP-R
Pipe series: SDR 11 / S 5
Standards: DIN 8077 / 78, DIN EN ISO 15874, ASTM F 2389, CSA B 137.11, NSF 14
Colour: blue
Packing unit: 4 m straight lengths

Article no.	d	s	di	L/m	kg/m	DN	PU [m]
socket welding							
2014020006	20	1,9	16,2	0,206	0,108	15	100
2014025008	25	2,3	20,4	0,327	0,165	20	100
2014020306 *	20	1,9	16,2	0,206	0,108	15	100
2014025308 *	25	2,3	20,4	0,327	0,165	20	100
2014032310 *	32	2,9	26,2	0,539	0,261	25	50

*Packing unit: in coils



aquatherm blue SDR 11 MF RP

MF = multi-layer, fibre-reinforced
RP = raised pressure resistance

Material: fusiolen® PP-RCT
Pipe series: SDR 11 / S 5
Standards: SKZ HR 3.28, ASTM F 2389, CSA B 137.11, ISO 21003
Colour: blue
Packing unit: ø 20 – 125 mm straight lengths 4 m
ø 160 – 630 mm straight lengths 5.8 m

Article no.	d	s	di	L/m	kg/m	DN	PU [m]
socket welding							
2014040012	40	3,7	32,6	0,834	0,430	32	40
2014050014	50	4,6	40,8	1,307	0,651	40	20
2014063016	63	5,8	51,4	2,074	1,062	50	20
2014075018	75	6,8	61,4	2,959	1,494	65	20
2014090020	90	8,2	73,6	4,252	2,141	80	12
2014110022	110	10,0	90,0	6,359	3,239	-	8
2014125024	125	11,4	102,2	8,199	4,092	100	4
butt welding							
2014160026	160	14,6	130,8	13,430	6,710	125	5,8
2014200028	200	18,2	163,6	21,010	10,442	150	5,8
2014250030	250	22,7	204,6	32,861	16,579	200	5,8
2014315032	315	28,6	257,8	52,172	26,223	250	5,8
2014355034	355	32,2	290,6	66,290	33,276	300	5,8
2014400036	400	36,3	327,6	84,290	42,266	300	5,8
2014450038	450	40,9	368,2	106,470	53,566	400	5,8

Pipes / basic elements

aquatherm blue SDR 11 MF RP UV

MF = multi-layer, fibre-reinforced
RP = raised pressure resistance
UV = UV-resistant

Material: fusiolen® PP-RCT
Pipe series: SDR 11
Standards: SKZ HR 3.28, ASTM F 2389, CSA B 137.11, ISO 21003
Colour: outside: black / inside: blue
Packing unit: ø 20 – 125 mm straight lengths 4 m
ø 160 – 630 mm straight lengths 5.8 m

Article no.	d	s	di	L/m	kg/m	DN	PU [m]
socket welding							
2214040012	40	3,7	32,6	0,834	0,555	32	40
2214050014	50	4,6	40,8	1,307	0,827	40	20
2214063016	63	5,8	51,4	2,074	1,260	50	20
2214075018	75	6,8	61,4	2,959	1,712	65	20
2214090020	90	8,2	73,6	4,252	2,480	80	12
2214110022	110	10,0	90,0	6,359	3,693	-	8
2214125024	125	11,4	102,2	8,199	4,774	100	4
butt welding							
2214160026	160	14,6	130,8	13,430	7,181	125	5,8
2214200028	200	18,2	163,6	21,010	11,029	150	5,8
2214250030	250	22,7	204,6	32,861	17,312	200	5,8
2214315032	315	28,6	257,8	52,172	26,223	250	5,8
2214355034	355	32,2	290,6	66,292	34,315	300	5,8
2214400036	400	36,3	327,4	84,145	43,437	300	5,8
2214450038	450	40,9	368,2	106,423	54,883	400	5,8

aquatherm blue SDR 11 MF RP OT

MF = multi-layer, fibre-reinforced
RP = raised pressure resistance
OT = oxygen-tight

Material: fusiolen® PP-RCT
Pipe series: SDR 11/ S 5
Standards: DIN 8077 / 78, DIN EN ISO 15874, ASTM F 2389, CSA B 137.11, ISO 21003
Colour: blue
Packing unit: ø 20 – 125 mm straight lengths 4 m
ø 160 – 250 mm straight lengths 5,8 m

Article no.	d	s	di	L/m	kg/m	DN	PU [m]
socket welding							
2114040012	40	3,7	32,6	0,834	0,562	32	40
2114050014	50	4,6	40,8	1,307	0,695	40	20
2114063016	63	5,8	51,4	2,074	1,279	50	20
2114075018	75	6,8	61,4	2,959	1,739	65	20
2114090020	90	8,2	73,6	4,252	2,533	80	12
2114110022	110	10,0	90,0	6,359	3,752	-	8
2114125024	125	11,4	102,2	8,199	4,201	100	4
butt welding							
2114160026	160	14,6	130,8	13,430	6,847	125	5,8
2114200028	200	18,2	163,6	21,010	10,520	150	5,8
2114250030	250	22,7	204,6	32,861	16,226	200	5,8



Pipes / basic elements



aquatherm blue SDR 17,6 MF RP

MF = multi-layer, fibre-reinforced
RP = raised pressure resistance

Material: fusiolen® PP-R / PP-RCT
Pipe series: SDR 17,6 / S5
Standards: SKZ HR 3.28, ASTM F 2389, CSA B 137.11, ISO 21003
Colour: blue
Packing unit: 5.8 m straight lengths

Article no.	d	s	di	L/m	kg/m	DN	PU [m]
socket welding							
2017125224	125	7,1	110,8	9,637	2,666		4
butt welding							
2017160026	160	9,1	141,8	15,792	4,390		5,8
2017200028	200	11,4	177,2	24,661	6,927		5,8
2017250030	250	14,2	221,6	38,568	10,636		5,8
2017315032	315	17,9	279,2	61,223	16,606		5,8
2017355034	355	20,1	314,8	77,832	21,589		5,8
2017400036	400	22,7	354,6	98,756	27,468		5,8
2017450038	450	25,5	399,0	125,036	34,716		5,8
2017500040	500	28,4	443,2	154,272	42,955		5,8
2017630042	630	35,7	558,6	245,070	68,044		5,8



aquatherm blue SDR 17,6 MF RP UV

MF = multi-layer, fibre-reinforced
RP = raised pressure resistance
UV = UV-resistant

Material: fusiolen® PP-RCT
Pipe series: SDR 17,6 / 8,3
Standards: SKZ HR 3.28, ASTM F 2389, CSA B 137.11, ISO 21003
Colour: outside: black / inside: blue
Packing unit: 5.8 m straight lengths

Article no.	d	s	di	L/m	kg/m	DN	PU [m]
butt welding							
2217160026	160	9,1	141,8	15,784	4,860	150	5,8
2217200028	200	11,4	177,2	24,649	7,514	200	5,8
2217250030	250	14,2	221,6	38,549	11,369	250	5,8
2217315032	315	17,9	279,2	61,193	17,529	300	5,8
2217355034	355	20,1	314,8	77,793	22,628	350	5,8
2217400036	400	22,7	354,6	98,707	28,639	350	5,8
2217450038	450	25,5	399,0	124,973	36,033	400	5,8
2217500040	500	28,4	443,2	154,195	44,418	450	5,8
2217630042	630	35,7	558,6	245,947	69,887	500	5,8

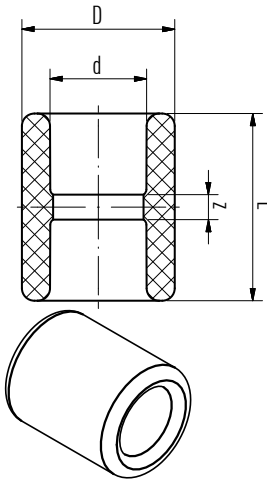
Socket

Socket

SDR 6 / 7,4 / 9 / 11 / 17,6

Material: fusiolen® PP-R
Standards: DIN 16962, DIN EN ISO 15874
Colour: green

Article no.	d	D	L	z	kg	PU
socket welding						
1040020002	20	27,0	32,0	3,0	0,008	10
1040025003	25	34,0	35,0	3,0	0,013	10
1040032004	32	43,0	40,5	4,5	0,026	5
1040040005	40	52,0	47,5	6,5	0,044	5
1040050006	50	68,0	53,0	6,0	0,084	5
1040063007	63	84,0	60,5	5,5	0,139	1
1040075008	75	100,0	66,5	6,5	0,226	1
1040090009	90	120,0	72,5	6,5	0,343	1
1040110010	110	147,0	82,0	8,0	0,581	1
1040125011	125	167,0	92,0	12,0	0,845	1



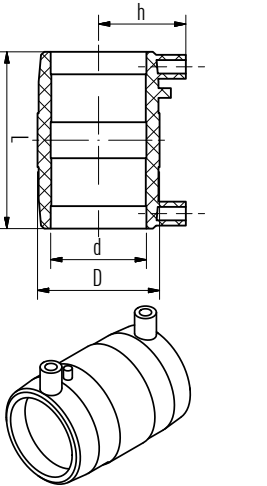
Electrofusion socket

SDR 6 / 7,4 / 9 / 11 / 17,6

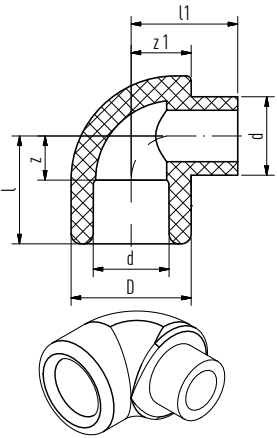
Material: fusiolen® PP-R
Standards: DIN 16962, DIN EN ISO 15874
Colour: green

Article no.	d	D	L	h	kg	PU
socket welding						
1040020094	20	31,5	70,0	36,0	0,049	1
1040025100	25	36,5	78,0	38,5	0,057	1
1040032101	32	45,0	80,0	42,5	0,077	1
1040040102	40	54,0	92,0	47,0	0,103	1
1040050103	50	65,0	103,0	52,0	0,142	1
1040063104	63	81,5	118,0	58,0	0,239	1
1040075105	75	96,0	130,0	64,5	0,347	1
1040090106	90	113,5	145,0	72,0	0,501	1
1040110107	110	139,0	160,0	82,5	0,821	1
1040125108	125	156,0	172,0	90,0	1,097	1
1040160109 *	160	197,0	186,0	109,5	1,754	1
1040200110 *	200	243,0	210,0	134,0	3,625	1
1040250111 *	250	315,0	250,0	170,0	7,142	1

do not use with 160 – 250 mm fittings
*do not use with aquatherm blue MF OT



Elbow__

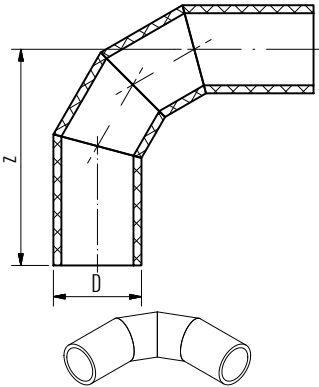


Elbow 90° female/male

SDR 6 / 7,4 / 9 / 11

Material: fusiolen® PP-R
Standards: DIN 16962, DIN EN ISO 15874
Colour: green

Article no.	d	l	l1	D	z	z1	kg	PU
socket welding								
1080020041	20	25,5	25,5	27,0	11,0	13,5	0,032	10
1080025042	25	29,5	29,5	34,0	13,5	17,0	0,023	10
1080032043	32	35,0	39,0	43,0	17,0	21,5	0,048	5
1080040044	40	41,5	45,5	52,0	21,0	26,0	0,080	5



Segment welded article

Elbow 90° butt welding

pipe segment

Material: fusiolen® PP-R / PP-RCT
Standards: DIN 16962, DIN EN ISO 15874
Colour: blue / green


Article no.	D	z	kg	PU
butt welding				
SDR 11				
1084160052 *	160,0	145,0	1,956	1
1084200054 *	200,0	209,0	4,575	1
1084250056 *	250,0	240,0	7,180	1
2084315028	315,0	773,0	37,300	1
2084355032	355,0	833,0	57,074	1
2084400036	400,0	900,0	74,500	1
2084450040	450,0	975,0	89,080	1

SDR 17,6

2087160021 *	160,0	145,0	1,512	1
2087200023 *	200,0	209,0	3,640	1
2087250025 *	250,0	240,0	6,011	1
2087315029	315,0	773,0	24,000	1
2087355033	355,0	833,0	32,000	1
2087400037	400,0	900,0	42,549	1
2087450041	450,0	975,0	62,200	1
2087500043	500,0	1.100,0	91,000	1
2087630045	630,0	1.295,0	164,600	1

*Injection moulded fitting

Please note! Electrofusion sockets can not be processed directly with injection moulded fittings. When using electrofusion sockets either segment welded special fittings must be used or pipe pieces must be welded to the injection moulded fittings.



Injection moulded part

Elbow__

Elbow 90° with push-fit adapter

Material: fusiolen® PP-RP / EPDM
Standards: DIN EN ISO 15874
Colour: green

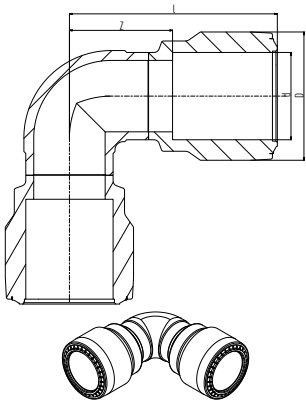
Article no.	d	l	D	z	kg	PU
SDR 11						
2054090100	90	248	152,0	99,0	3,290	1
2054110101	110	297	175,0	118,0	4,907	1
2054125102	125	324,5	190,0	143,5	6,996	1
2054160103	160	381	235,0	189,0	9,556	1
2054200104	200	503	285,0	263,0	17,575	1
2054250105	250	555	375,0	312,0	37,180	1
2054315106 *	315	875	450,0	600,0	85,850	1
2054355107 *	355	940	492,0	658,0	105,000	1
2054400018 *	400	1020	540,0	720,0	130,800	1
2054450109 *	450	1104	600,0	786,0	177,500	1

SDR 17,6

2057160090	160	381	235,0	189,0	9,111	1
2057200091	200	503	285,0	263,0	16,640	1
2057250092	250	555	355,0	312,0	29,011	1
2057315093 *	315	875	425,0	600,0	56,600	1
2057355094 *	355	940	470,0	658,0	72,000	1
2057400095 *	400	1020	510,0	720,0	90,150	1
2057450096 *	450	1104	565,0	786,0	117,800	1

* pipe segment

Do not use for aquatherm blue MF RP OT

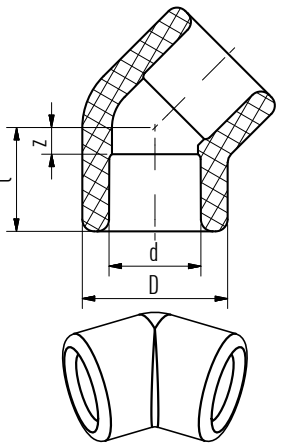


Elbow 45° socket welding

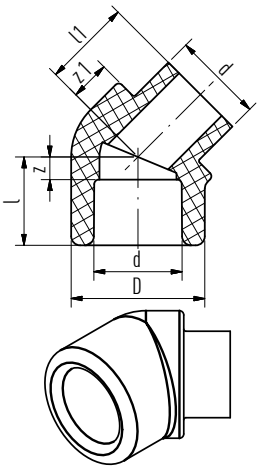
SDR 6 / 7,4 / 9 / 11 / 17,6

Material: fusiolen® PP-R
Standards: DIN 16962, DIN EN ISO 15874
Colour: green

Article no.	d	l	D	z	kg	PU
socket welding						
1080020002	20	19,5	29,5	5,0	0,014	10
1080025003	25	22	34,0	6,0	0,018	10
1080032004	32	25	43,0	7,5	0,035	5
1080040005	40	30	52,0	9,5	0,053	5
1080050006	50	35	68,0	11,5	0,112	5
1080063007	63	41,5	84,0	14,0	0,227	1
1080075008	75	46,5	100,0	16,5	0,350	1
1080090009	90	52,5	120,0	19,5	0,568	1
1080110010	110	60,5	147,0	23,5	1,025	1
1080125011	125	67	167,0	27,0	1,329	1



Elbow__

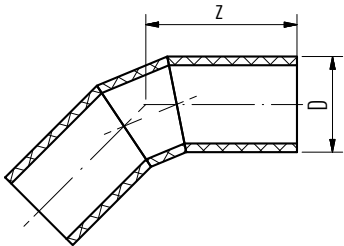


Elbow 45° female/male

SDR 6 / 7,4 / 9 / 11

Material: fusiolen® PP-R
Standards: DIN 16962, DIN EN ISO 15874
Colour: green

Article no.	d	l	l1	D	z	z1	kg	PU
socket welding								
1080020020	20	19,5	19,5	29,5	5,0	9,0	0,013	10
1080020021	25	22,0	22,0	34,0	6,0	8,5	0,017	10
1080032022	32	25,5	29,0	43,0	7,5	11,5	0,036	5
1080040023	40	30,0	33,0	52,0	9,5	13,5	0,057	5



Elbow 45° butt welding

pipe segments (**or injection moulded fitting)

Material: fusiolen® PP-RCT
Standards: DIN 16962, DIN EN ISO 15874
Colour: blue / green

Article no.	D	z	kg	PU
butt welding				
SDR 11				
1084160013 **	160,0	95,0	1,371	1
1084200015 **	200,0	146,0	3,310	1
1084250017 **	250,0	182,0	6,218	1
2084315026 *	315,0	498,0	27,100	1
2084355030 *	355,0	520,0	38,158	1
2084400034 *	400,0	548,0	44,712	1
2084450038 *	450,0	580,0	60,260	1

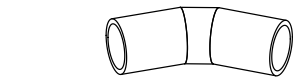
SDR 17,6

2087160020 **	160,0	95,0	1,080	1
2087200022 **	200,0	146,0	1,990	1
2087250024 **	250,0	182,0	3,875	1
2087315027 *	315,0	498,0	18,000	1
2087355031 *	355,0	520,0	22,058	1
2087400035 *	400,0	548,0	30,800	1
2087450039 *	450,0	580,0	39,123	1
2087500042 *	500,0	665,0	55,112	1
2087630044 *	630,0	741,0	97,148	1

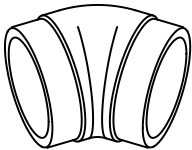
*mechanically stabilised through a fibre mix integrated in the middle layer of the fusiolen® PP-RCT.

**Injection moulded fitting (green)

Please note! Electrofusion sockets can not be processed directly with injection moulded fittings. When using electrofusion sockets either segment welded special fittings must be used or pipe pieces must be welded to the injection moulded fittings.



Segment welded article



Injection moulded part

T-piece__

Elbow 45° with push-fit adapter

pipe segments

Material: fusiolen® PP-RCT / EPDM
Standards: DIN EN ISO 15874
Colour: green

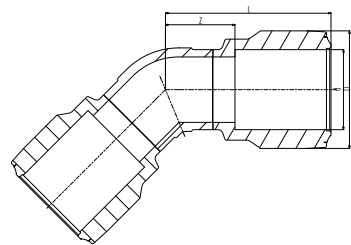
Article no.	d	l	D	z	kg	PU
SDR 11						
2054090070 *	90	221,5	152,0	72,5	5,419	1
2054110071 *	110	264,5	175,0	85,5	7,482	1
2054125072 *	125	276	190,0	95,0	6,321	1
2054160073 *	160	331	235,0	139,0	8,971	1
2054200074 *	200	440	285,0	200,0	16,310	1
2054250075 *	250	497	375,0	254,0	36,218	1
2054315076	315	607	450,0	332,0	75,300	1
2054355077	355	638	492,0	355,0	82,650	1
2054400078	400	675	540,0	375,0	112,900	1
2054450079	450	719	600,0	401,0	148,500	1

SDR 17,6

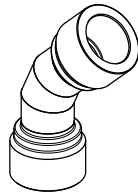
2057160080 *	160	331	235,0	139,0	8,680	1
2057200081 *	200	440	285,0	200,0	14,990	1
2057250082 *	250	497	355,0	254,0	26,875	1
2057315083	315	597	425,0	322,0	50,600	1
2057355084	355	628	470,0	345,0	62,058	1
2057400085	400	675	510,0	285,0	78,400	1
2057450086	450	704	565,0	386,0	94,723	1

*Injection moulded fitting (green)

Do not use for aquatherm blue MF RP OT



Injection moulded fitting



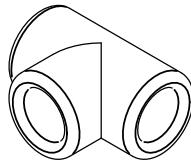
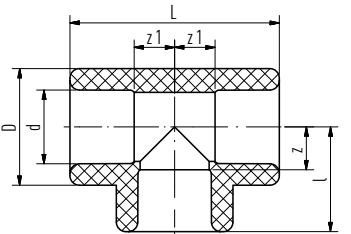
Fitting made of pipe segments

T-piece socket welding

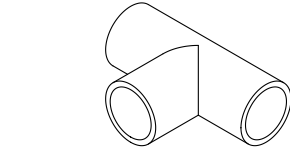
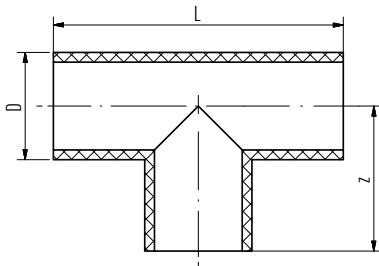
SDR 6 / 7,4 / 9 / 11 / 17,6 – injection moulded fittings

Material: fusiolen® PP-R
Standards: DIN 16962, DIN EN ISO 15874
Colour: green


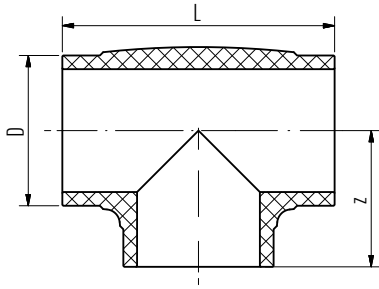
Article no.	d	l	D	L	z	z1	kg	PU
socket welding								
1060020016	20	25,5	27,0	51,0	11,0	11,0	0,017	10
1060025017	25	30,5	34,0	62,0	14,5	15,0	0,033	10
1060032018	32	33,5	43,0	70,0	15,5	17,0	0,054	5
1060040019	40	40,5	52,0	81,0	20,0	20,0	0,099	5
1060050020	50	49,5	68,0	99,0	26,0	26,0	0,177	5
1060063021	63	60,0	84,0	120,0	32,5	32,5	0,368	1
1060075022	75	68,5	100,0	137,0	38,5	38,5	0,541	1
1060090023	90	79,0	120,0	158,0	46,0	46,0	0,920	1
1060110024	110	93,0	147,0	186,0	56,0	56,0	1,598	1
1060125025	125	116,5	167,0	233,0	76,5	76,5	2,673	1



T-piece__



Segment welded article



Injection moulded part

T-piece butt welding

pipe segment

Material: fusiolen® PP-RCT / Glass fibre
Standards: DIN 16962, DIN EN ISO 15874
Colour: green

Article no.	D	L	z	kg	PU
butt welding					
SDR 11					
1064160013 *	160,0	290,0	145,0	2,943	1
1064200015 *	200,0	410,0	205,0	6,099	1
1064250017 *	250,0	486,0	243,0	10,710	1
2064315001	315,0	920,0	460,0	36,674	1
2064355002	355,0	960,0	480,0	40,000	1
2064400003	400,0	1.000,0	500,0	62,100	1
2064450004	450,0	1.050,0	525,0	82,792	1
SDR 17,6					
2067160010 *	160,0	290,0	145,0	2,348	1
2067200011 *	200,0	410,0	205,0	4,500	1
2067250012 *	250,0	486,0	243,0	8,868	1
2067315013	315,0	920,0	460,0	19,800	1
2067355014	355,0	960,0	480,0	27,500	1
2067400015	400,0	1.000,0	500,0	40,395	1
2067450016	450,0	1.050,0	525,0	45,400	1
2067500017	500,0	1.200,0	600,0	75,726	1
2067630018	630,0	1.330,0	665,0	122,500	1

*mechanically stabilised through a fibre mix integrated in the middle layer of the fusiolen® PP-RCT.

**Injection moulded fitting (green)

Please note! Electrofusion sockets can not be processed directly with injection moulded fittings. When using electrofusion sockets either segment welded special fittings must be used or pipe pieces must be welded to the injection moulded fittings.

T-piece__

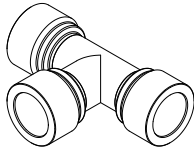
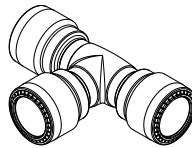
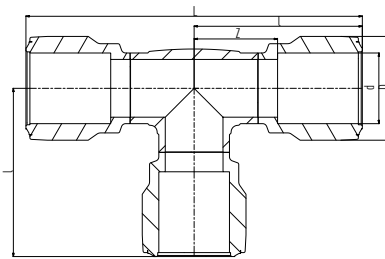
aquatherm T-piece with push-fit adapter

Material: fusiolen® PP-RCT / EPDM
Standards: DIN EN ISO 15874
Colour: green

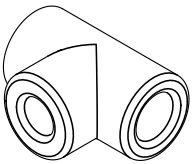
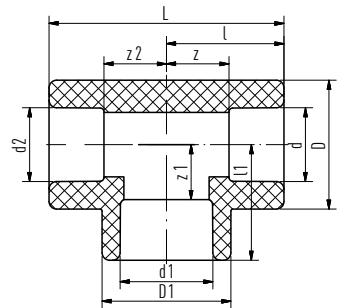
Article no.	d	l	D	L	z	kg	PU
SDR 11							
2054090050	90	248	152,0	496,0	99,0	4,765	1
2054110051	110	325,5	175,0	651,0	118,0	8,006	1
2054125052	125	325,5	190,0	651,0	144,5	10,162	1
2054160053	160	381	235,0	762,0	189,0	14,340	1
2054200054	200	499	285,0	998,0	259,0	25,599	1
2054250055	250	558	375,0	1.116,0	315,0	55,710	1
2054315056 *	315	645	450,0	1.290,0	370,0	92,450	1
2054355057 *	355	685	492,0	1.370,0	402,0	129,072	1
2054400058 *	400	725	540,0	1.450,0	425,0	165,100	1
2054450059 *	450	775	600,0	1.550,0	457,0	215,300	1
SDR 17,6							
2057160060	160	381	235,0	762,0	189,0	13,747	1
2057200061	200	499	285,0	998,0	259,0	24,000	1
2057250062 *	315	558	355,0	1.116,0	315,0	43,368	1
2057315063 *	315	635	425,0	1.270,0	360,0	68,700	1
2057355064 *	355	675	470,0	1.350,0	392,0	87,500	1
2057400065 *	400	725	510,0	1.450,0	425,0	111,795	1
2057450066 *	450	760	565,0	1.520,0	442,0	128,800	1

*pipe segments

Do not use for aquatherm blue MF RP OT



T-piece__



Red. T-piece socket welding

SDR 6 / 7,4 / 9 / 11 / 17,6 – injection moulded fittings

Material: fusiolen® PP-R
Standards: DIN 16962, DIN EN ISO 15874
Colour: green

Article no.	d	d1	d2	l	l1	D	D1	L	z	z1	z2	kg	PU
socket welding													
1060020033	20	25,0	20,0	31,0	30,5	34,0	34,0	62,0	16,5	14,5	16,5	0,040	10
1060025037	25	20,0	20,0	31,0	30,5	34,0	34,0	62,0	15,0	16,0	16,5	0,039	10
1060025038	25	20,0	25,0	31,0	30,5	34,0	34,0	62,0	15,0	16,0	15,0	0,036	10
1060032039	32	16,0	32,0	35,0	31,0	43,0	29,5	70,0	17,0	18,0	17,0	0,053	5
1060032040	32	20,0	20,0	36,8	37,0	43,0	43,0	73,5	18,8	22,5	22,3	0,076	5
1060032041	32	20,0	32,0	35,0	31,0	43,0	29,5	70,0	17,0	16,5	17,0	0,053	5
1060032042	32	25,0	25,0	35,0	34,5	43,0	43,0	70,0	17,0	18,5	19,0	0,069	5
1060032043	32	25,0	32,0	35,0	32,0	43,0	34,0	70,0	17,0	16,0	17,0	0,050	5
1060040044	40	20,0	40,0	41,5	36,0	52,0	34,0	83,0	21,0	21,5	21,0	0,091	5
1060040045	40	25,0	40,0	41,5	36,0	52,0	34,0	83,0	21,0	20,0	21,0	0,089	5
1060040046	40	32,0	40,0	42,0	40,5	52,0	52,0	84,0	21,5	22,5	21,5	0,092	5
1060050047	50	20,0	50,0	49,5	40,5	68,0	29,5	99,0	26,0	26,0	26,0	0,162	5
1060050048	50	25,0	50,0	49,5	44,5	68,0	34,0	99,0	26,0	28,5	26,0	0,158	5
1060050049	50	32,0	50,0	49,5	44,5	68,0	43,0	99,0	26,0	26,5	26,0	0,160	5
1060050050	50	40,0	50,0	49,5	49,5	68,0	68,0	99,0	26,0	29,0	26,0	0,161	5
1060063051	63	20,0	63,0	60,0	48,5	84,0	34,0	120,0	32,5	34,0	32,5	0,335	1
1060063052	63	25,0	63,0	60,0	48,5	84,0	34,0	120,0	32,5	32,5	32,5	0,331	1
1060063053	63	32,0	63,0	60,0	53,0	84,0	52,0	120,0	32,5	35,5	32,5	0,340	1
1060063054	63	40,0	63,0	60,0	53,0	84,0	52,0	120,0	32,5	33,0	32,5	0,332	1
1060063055	63	50,0	63,0	60,0	56,0	84,0	68,0	120,0	32,5	36,5	32,5	0,398	1
1060075056	75	20,0	75,0	68,5	54,5	100,0	34,0	137,0	38,5	40,0	38,5	0,501	1
1060075057	75	25,0	75,0	68,5	54,5	100,0	34,0	137,0	38,5	38,5	38,5	0,497	1
1060075058	75	32,0	75,0	68,5	59,0	100,0	52,0	137,0	38,5	41,0	38,5	0,505	1
1060075059	75	40,0	75,0	68,5	59,0	100,0	52,0	137,0	38,5	38,5	38,5	0,497	1
1060075060	75	50,0	75,0	68,5	66,0	100,0	84,0	137,0	38,5	42,5	38,5	0,550	1
1060075061	75	63,0	75,0	68,5	66,0	100,0	84,0	137,0	38,5	38,5	38,5	0,515	1
1060090062	90	32,0	90,0	79,0	64,0	120,0	43,0	158,0	46,0	46,0	46,0	0,880	1
1060090063	90	40,0	90,0	79,0	66,5	120,0	52,0	158,0	46,0	46,0	46,0	0,862	1
1060090064	90	50,0	90,0	79,0	69,5	120,0	68,0	158,0	46,0	46,0	46,0	0,905	1
1060090065	90	63,0	90,0	79,0	73,5	120,0	84,0	158,0	46,0	46,0	46,0	0,876	1
1060090066	90	75,0	90,0	79,0	76,0	120,0	100	158,0	46,0	46,0	46,0	0,991	1
1060110067	110	63,0	110,0	93,0	83,5	147,0	84,0	186,0	56,0	56,0	56,0	1,534	1
1060110068	110	75,0	110,0	93,0	86,0	147,0	100,0	186,0	56,0	56,0	56,0	1,517	1
1060110069	110	90,0	110,0	93,0	89,0	147,0	120,0	186,0	56,0	56,0	56,0	1,548	1
1060125070	125	75,0	125,0	116,5	106,5	167,0	100,0	233,0	76,5	76,5	76,5	2,427	1
1060125071	125	90,0	125,0	116,5	109,5	167,0	120,0	233,0	76,5	76,5	76,5	2,509	1
1060125072	125	110,0	125,0	116,5	113,5	167,0	147,0	233,0	76,5	76,5	76,5	2,563	1

T-piece__

Red. T-piece, socket- & butt welding

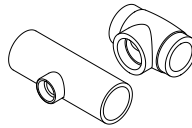
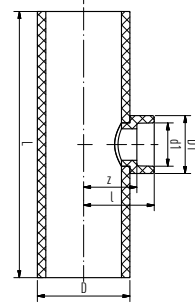
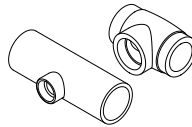
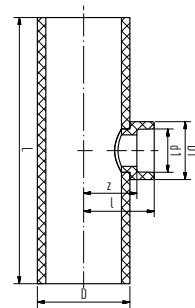
branch: socket welding

Material: fusiolen® PP-R
Standards: DIN 16962, DIN EN ISO 15874
Colour: green

Article no.	D	d1	l	D1	L	z	kg	PU
Departure: socket welding								
SDR 11								
1064160074	160,0	75,0	122,0	100,0	460,0	92,0	3,140	1
1064160076	160,0	90,0	125,0	120,0	460,0	92,0	3,176	1
1064160078 *	160,0	125,0	120,0	167,0	290,0	80,0	2,842	1

*Injection moulded fitting

Please note! Electrofusion sockets can not be processed directly with injection moulded fittings. When using electrofusion sockets either segment welded special fittings must be used or pipe pieces must be welded to the injection moulded fittings.



aquatherm blue red. T-piece, socket & butt welding

branch: socket welding, pipes with weld-in saddle

Material: fusiolen® PP-R
Standards: DIN 16962, DIN EN ISO 15874
Colour: blue / green

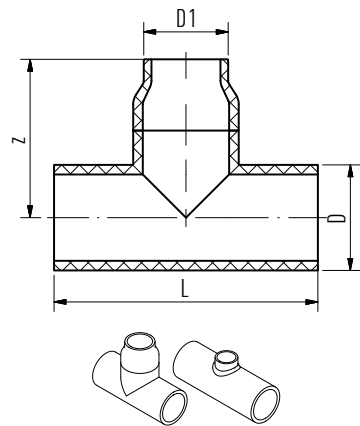
Article no.	D	d1	l	D1	L	z	kg	PU
Departure: socket welding								
SDR 11								
2064200020	200,0	75,0	142,0	100,0	500,0	112,0	5,460	1
2064200021	200,0	90,0	145,0	120,0	500,0	112,0	5,580	1
2064200022	200,0	110,0	149,0	147,0	500,0	112,0	5,810	1
2064200023	200,0	125,0	155,0	167,0	500,0	115,0	6,100	1
2064250025	250,0	75,0	167,0	100,0	750,0	137,0	12,440	1
2064250026	250,0	90,0	170,0	120,0	750,0	137,0	12,420	1
2064250027	250,0	110,0	174,0	147,0	750,0	137,0	12,760	1
2064250028	250,0	125,0	180,0	167,0	750,0	140,0	13,030	1
2064315031	315,0	125,0	213,0	167,0	920,0	173,0	25,000	1
2064355035	355,0	125,0	233,0	167,0	960,0	193,0	32,500	1
2064400040	400,0	125,0	255,0	167,0	1.000,0	215,0	42,100	1
2064450046	450,0	125,0	280,0	167,0	1.050,0	240,0	55,700	1

SDR 17,6

2067160060	160,0	75,0	122,0	100,0	460,0	92,0	2,227	1
2067160061	160,0	90,0	125,0	120,0	460,0	92,0	2,364	1
2067160062 *	160,0	125,0	120,0	167,0	290,0	80,0	2,309	1
2067200063	200,0	75,0	142,0	100,0	500,0	112,0	3,620	1
2067200064	200,0	90,0	145,0	120,0	500,0	112,0	3,742	1
2067200065	200,0	110,0	149,0	147,0	500,0	112,0	3,976	1
2067200066	200,0	125,0	155,0	167,0	500,0	115,0	4,269	1
2067250068	250,0	75,0	167,0	100,0	750,0	137,0	8,149	1
2067250069	250,0	90,0	170,0	120,0	750,0	137,0	8,274	1
2067250070	250,0	110,0	174,0	147,0	750,0	137,0	8,504	1
2067250071	250,0	125,0	180,0	167,0	750,0	140,0	9,000	1
2067315074	315,0	125,0	213,0	167,0	920,0	173,0	17,570	1
2067355078	355,0	125,0	233,0	167,0	960,0	193,0	21,500	1
2067400083	400,0	125,0	255,0	167,0	1.000,0	215,0	27,690	1
2067450089	450,0	125,0	280,0	167,0	1.050,0	240,0	36,470	1
2067500096	500,0	125,0	305,0	167,0	1.200,0	265,0	51,250	1
2067630104	630,0	125,0	370,0	167,0	1.330,0	330,0	89,170	1

pipes with weld-in saddle / *injection moulded

T-piece__



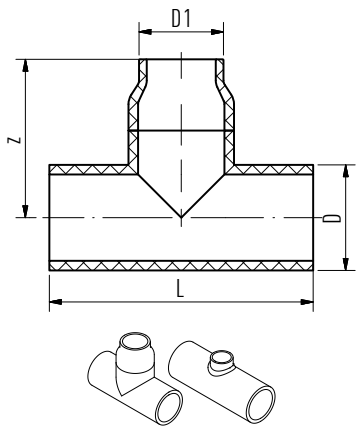
aquatherm blue SDR 11 Red. T-piece butt welding

Material: fusiole® PP-R
Standards: DIN 16962, DIN EN ISO 15874
Colour: blue / green

Article no.	D	D1	L	z	kg	PU
butt welding						
SDR 11						
2064200024	200,0	160	500,0	300,0	7,650	1
2064250029	250,0	160	750,0	375,0	19,030	1
2064250030	250,0	200	750,0	375,0	21,100	1
2064315032 *	315,0	160	920,0	237,5	25,000	1
2064315033	315,0	200	920,0	460,0	33,200	1
2064315034	315,0	250	920,0	460,0	31,500	1
2064355036 *	355,0	160	960,0	257,5	32,500	1
2064355037 *	355,0	200	960,0	267,5	30,200	1
2064355038	355,0	250	960,0	480,0	40,000	1
2064355039	355,0	315	960,0	480,0	40,000	1
2064400041 *	400,0	160	1.000,0	354,0	44,100	1
2064400042 *	400,0	200	1.000,0	318,0	44,100	1
2064400043 *	400,0	250	1.000,0	280,0	46,000	1
2064400044	400,0	315	1.000,0	500,0	57,790	1
2064400045	400,0	355	1.000,0	500,0	52,715	1
2064450047 *	450,0	160	1.050,0	379,0	57,900	1
2064450048 *	450,0	200	1.050,0	343,0	57,900	1
2064450049 *	450,0	250	1.050,0	305,0	57,900	1
2064450050 *	450,0	315	1.050,0	315,0	58,400	1
2064450051	450,0	355	1.050,0	525,0	62,491	1
2064450052	450,0	400	1.050,0	525,0	62,683	1

Pipe with reducer / *Pipe with weld-in saddle

T-piece__



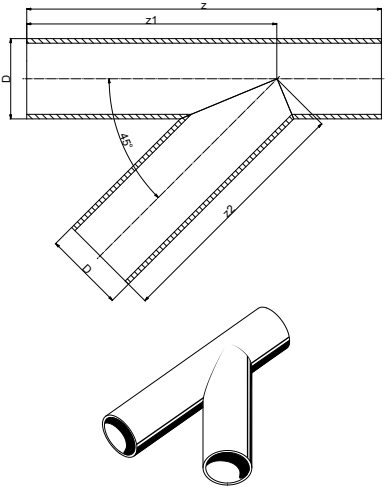
aquatherm blue SDR 17,6 red. T-piece, butt welding

Material: fusiole® PP-RCT
Standards: DIN 16962, DIN EN ISO 15874
Colour: blue/green

Article no.	D	D1	L	z	kg	PU
butt welding						
SDR 17,6						
2067200067	200,0	160	500,0	300,0	5,000	1
2067250072	250,0	160	750,0	375,0	11,600	1
2067250073	250,0	200	750,0	375,0	11,500	1
2067315075 *	315,0	160	920,0	237,5	16,500	1
2067315076	315,0	200	920,0	460,0	23,600	1
2067315077	315,0	250	920,0	460,0	22,600	1
2067355079 *	355,0	160	960,0	257,5	21,500	1
2067355080 *	355,0	200	960,0	267,5	21,900	1
2067355081	355,0	250	960,0	480,0	28,300	1
2067355082	355,0	315	960,0	480,0	30,500	1
2067400084 *	400,0	160	1.000,0	354,0	29,700	1
2067400085 *	400,0	200	1.000,0	318,0	29,700	1
2067400086 *	400,0	250	1.000,0	280,0	29,000	1
2067400087	400,0	315	1.000,0	500,0	30,667	1
2067400088	400,0	355	1.000,0	500,0	30,748	1
2067450090 *	450,0	160	1.050,0	379,0	37,000	1
2067450091 *	450,0	200	1.050,0	343,0	37,000	1
2067450092 *	450,0	250	1.050,0	305,0	37,000	1
2067450093 *	450,0	315	1.050,0	315,0	37,000	1
2067450094	450,0	355	1.050,0	525,0	50,500	1
2067450095	450,0	400	1.050,0	525,0	50,100	1
2067500097 *	500,0	160	1.200,0	404,0	53,400	1
2067500098 *	500,0	200	1.200,0	368,0	53,500	1
2067500099 *	500,0	250	1.200,0	330,0	53,500	1
2067500100	500,0	315	1.200,0	340,0	54,000	1
2067500101	500,0	355	1.200,0	600,0	57,039	1
2067500102	500,0	400	1.200,0	600,0	57,245	1
2067500103	500,0	450	1.200,0	600,0	57,365	1
2067630105 *	630,0	160	1.330,0	474,0	91,530	1
2067630106 *	630,0	200	1.330,0	438,0	91,500	1
2067630107 *	630,0	250	1.330,0	400,0	91,500	1
2067630108 *	630,0	315	1.330,0	405,0	92,350	1
2067630109	630,0	400	1.330,0	665,0	97,299	1
2067630110	630,0	450	1.330,0	665,0	97,703	1
2067630111	630,0	500	1.330,0	665,0	98,032	1

Pipe with reducer / *Pipe with weld-in saddle

Y-pieces/Cross/Cross over fitting__



aquatherm blue Y-pieces

MF = multi-layer, fibre-reinforced

Material: fusiolen® PP-RCT / Glass fibre
Standards: DIN16962-2
Colour: blue

Article no.	D	z	z1	z2	kg	PU
socket welding						
SDR 11						
2084063001	63,0	560,0	380,0	380,0	0,843	1
2084075002	75,0	570,0	405,0	405,0	1,210	1
2084090003	90,0	577,0	412,0	412,0	1,750	1
2084110004	110,0	610,0	435,0	435,0	2,730	1
2084125005	125,0	665,0	475,0	475,0	3,840	1
butt welding						
2084160007	160,0	782,0	551,0	551,0	7,300	1
2084200009	200,0	925,0	650,0	650,0	13,360	1
2084250011	250,0	1.105,0	780,0	780,0	24,780	1

SDR 17,6

socket welding

2087125006	125,0	665,0	475,0	475,0	2,470	1
------------	-------	-------	-------	-------	-------	---

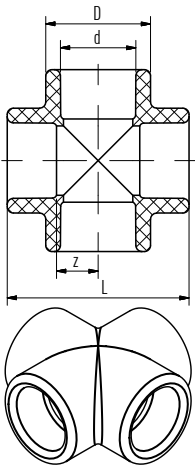
butt welding

2087160008	160,0	782,0	551,0	551,0	4,700	1
2087200010	200,0	925,0	650,0	650,0	8,640	1
2087250012	250,0	1.105,0	780,0	780,0	16,010	1

Special fittings on demand, Mechanically stabilised through a fibre mix integrated in the middle layer of the fusiolen® PP-RCT

Attention – please note!

These branches are for special applications in unpressurized areas, e.g. in vacuum dewatering within shipbuilding.



Cross

SDR 6 / 7,4 / 9 / 11

Material: fusiolen® PP-R
Standards: DIN 16962, DIN EN ISO 15874
Colour: green

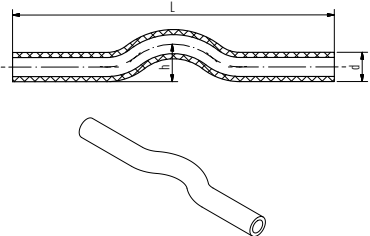
Article no.	d	D	L	z	kg	PU
socket welding						
1040020090	20	29,5	51,5	11,3	0,025	10
1040025091	25	34,0	59,0	13,5	0,035	10
1040032092	32	43,0	70,0	17,0	0,062	5
1040040093	40	52,0	83,0	21,0	0,099	5

Cross over fitting

SDR 6 / 7,4 / 9 / 11

Material: fusiolen® PP-R
Standards: DIN 16962, DIN EN ISO 15874
Colour: green

Article no.	d	L	h	kg	PU
socket welding					
1090020002	20	352,0	32,0	0,060	10
1090025003	25	352,0	37,5	0,091	10
1090032004	32	352,0	48,0	0,154	5



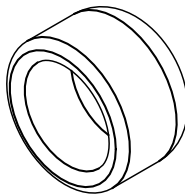
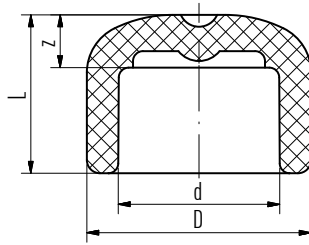
End cap__

End cap

SDR 6 / 7,4 / 9 / 11

Material: fusiolen® PP-R
Standards: DIN 16962, DIN EN ISO 15874
Colour: green

Article no.	d	D	L	z	kg	PU
socket welding						
1020020002	20	29,5	24,0	9,5	0,009	10
1020025003	25	34,0	24,0	8,0	0,011	10
1020032004	32	43,0	29,0	11,0	0,023	5
1020040005	40	52,0	38,0	17,5	0,042	5
1020050006	50	68,0	44,5	21,0	0,082	5
1020063007	63	84,0	52,0	24,5	0,146	1
1020075008	75	100,0	58,5	28,5	0,243	1
1020090009	90	120,0	67,5	34,5	0,365	1
1020110010	110	147,0	65,0	28,0	0,635	1
1020125011	125	167,0	82,0	42,0	0,872	1



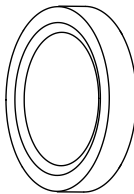
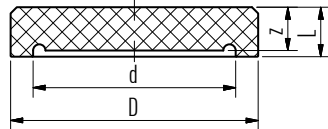
End cap butt-welding

Material: fusiolen® PP-RP
Standards: DIN 16962, DIN EN ISO 15874
Colour: green

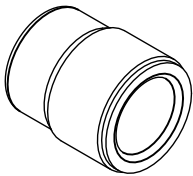
Article no.	D	d	L	z	kg	PU
butt welding						
SDR 11						
1024160013	160,0	130,8	70,0	14,6	0,631	1
1024200015	200,0	163,6	80,0	18,2	1,070	1
1024250017	250,0	204,6	90,0	22,7	1,989	1
1024315018	315,0	257,8	70,0	52,5	4,200	1
1024355019	355,0	290,6	80,0	67,5	6,410	1
1024400020	400,0	327,4	70,0	60,0	7,190	1
1024450021	450,0	368,2	80,0	70,0	10,500	1

SDR 17,6

2027160001	160,0	141,8	70,0	9,1	0,679	1
2027200002	200,0	177,2	80,0	11,4	0,925	1
2027250003	250,0	221,6	90,0	14,2	1,305	1
2027315004	315,0	279,2	70,0	60,0	4,500	1
2027355005	355,0	314,8	70,0	60,0	5,540	1
2027400006	400,0	354,6	75,0	65,0	6,000	1
2027450007	450,0	399,0	70,0	56,0	8,520	1
2027500008	500,0	443,2	75,0	62,0	12,500	1
2027630009	630,0	558,6	90,0	78,0	23,500	1



Reducing piece__



Reducing socket, socket welding

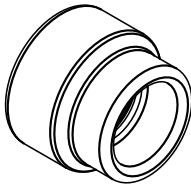
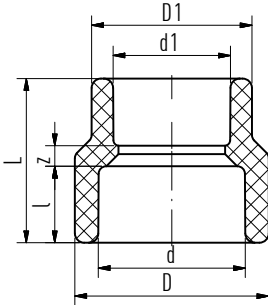
SDR 6 / 7,4 / 9 / 11 / 17,6

Material:
Standards:
Colour:

fusiolen® PP-R
DIN 16962, DIN EN ISO 15874
green

Article no.	d	d1	d2	l	D	L	z	kg	PU
socket welding									
1040025022	25	20,0	16,5	16,0	29,5	38,5	8,0	0,012	10
1040032023	32	20,0	21,5	18,0	29,5	37,5	5,0	0,015	5
1040032024	32	25,0	21,0	18,0	34,0	38,0	4,0	0,016	5
1040040025	40	20,0	26,5	20,5	29,5	45,0	10,0	0,025	5
1040040026	40	25,0	26,5	20,5	34,0	50,0	13,5	0,028	5
1040040027	40	32,0	26,5	20,5	43,0	50,0	11,5	0,032	5
1040050028	50	20,0	33,5	23,5	29,5	55,0	17,0	0,045	5
1040050029	50	25,0	33,5	23,5	34,0	55,0	15,5	0,044	5
1040050030	50	32,0	33,5	23,5	43,0	54,0	12,5	0,048	5
1040050031	50	40,0	33,5	23,5	52,0	53,0	9,0	0,053	5
1040063032	63	20,0	42,0	27,5	29,5	65,0	23,0	0,073	1
1040063033	63	25,0	42,0	27,5	34,0	65,0	21,5	0,071	1
1040063034	63	32,0	42,0	27,5	43,0	62,0	16,5	0,080	1
1040063035	63	40,0	42,0	27,5	52,0	64,5	16,5	0,089	1
1040063036	63	50,0	42,0	27,5	68,0	63,5	12,5	0,107	1
1040075037	75	40,0	50,0	30,0	52,0	69,5	19,0	0,131	1
1040075038	75	50,0	50,0	30,0	68,0	63,0	9,5	0,141	1
1040075039	75	63,0	50,0	30,0	84,0	71,0	13,5	0,170	1
1040075040	75	20,0	50,0	30,0	34,5	65,5	21,0	0,113	1
1040075041	75	25,0	50,0	30,0	34,5	65,5	19,5	0,111	1
1040075042	75	32,0	50,0	30,0	52,0	69,5	21,5	0,140	1
1040090043	90	50,0	60,0	33,0	68,0	75,0	18,5	0,193	1
1040090044	90	63,0	60,0	33,0	84,0	78,0	17,5	0,224	1
1040090045	90	75,0	60,0	33,0	100,0	81,5	18,5	0,273	1
1040110046	110	63,0	73,5	37,0	84,0	86,0	21,5	0,356	1
1040110047	110	75,0	73,5	37,0	100,0	89,0	22,0	0,383	1
1040110048	110	90,0	73,5	37,0	120,0	99,0	29,0	0,500	1
1040125049	125	75,0	84,0	40,0	100,0	101,0	31,0	0,518	1
1040125050	125	90,0	84,0	40,0	120,0	99,0	26,0	0,588	1
1040125051	125	110,0	84,0	40,0	147,0	112,0	35,0	0,832	1

Reducing piece__



Reducing socket female/female

SDR 6 / 7,4 / 9 / 11 / 17,6

Material:
Standards:
Colour:

fusiolen® PP-R
DIN 16962, DIN EN ISO 15874
green

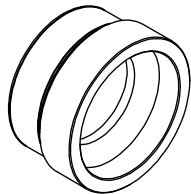
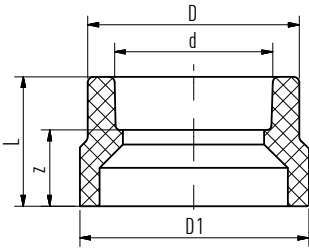
Article no.	d	d1	l	D	D1	L	z	kg	PU
socket welding									
1040040073	40	32,0	20,5	52,0	43,0	44,0	5,5	0,035	1
1040050074	50	32,0	23,5	68,0	43,0	53,0	11,5	0,066	1
1040050075	50	40,0	23,5	68,0	52,0	50,5	6,3	0,069	1
1040063076	63	40,0	27,5	84,0	52,0	61,0	13,0	0,115	1
1040063077	63	50,0	27,5	84,0	68,0	56,0	5,0	0,120	1
1040075078	75	50,0	30,0	100,0	68,0	68,0	14,5	0,192	1
1040075079	75	63,0	30,0	100,0	84,0	62,5	5,0	0,185	1
1040090080	90	63,0	33,0	120,0	84,0	74,0	13,5	0,276	1
1040090081	90	75,0	33,0	120,0	100,0	69,0	6,0	0,297	1
1040110082	110	75,0	37,0	147,0	100,0	85,0	18,0	0,516	1
1040110083	110	90,0	37,0	147,0	120,0	77,3	7,3	0,520	1
1040125084	125	90,0	40,0	167,0	120,0	91,0	18,0	0,749	1
1040125085	125	110,0	40,0	167,0	147,0	87,0	10,0	0,726	1

Reducing socket, socket & butt welding

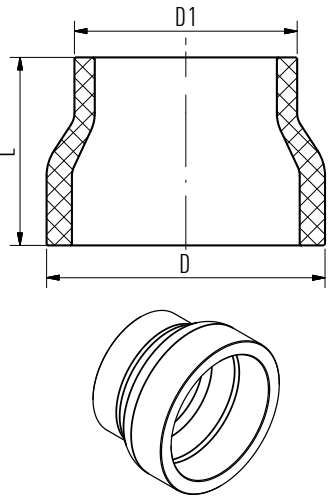
Material:
Standards:
Colour:

fusiolen® PP-RCT
DIN 16962, DIN EN ISO 15874
green

Article no.	D1	d	D	L	z	kg	PU
one side socket welding, other side butt welding							
SDR 11							
1044160053	160	110	147,0	90,0	53,0	0,673	1
1044160055	160	125	167,0	90,0	50,0	0,709	1
1044200057	200	125	167,0	135,0	95,0	1,341	1
SDR 17,6							
2047160001	160	110	147,0	90,0	53,0	0,589	1
2047160002	160	125	167,0	90,0	50,0	0,614	1
2047200003	200	125	167,0	135,0	95,0	1,055	1



Reducing piece/Transition piece



Reducing socket, butt welding

Material: fusiolen® PP-RCT
Standards: DIN 16962, DIN EN ISO 15874
Colour: green

Article no.	D	D1	L	kg	PU
double sided butt welding					
SDR 11					
1044200059	200,0	160	135,0	1,140	1
1044250061	250,0	160	172,5	2,152	1
1044250063	250,0	200	172,5	2,681	1
1044315065	315,0	250	225,0	4,690	1
1044355066	355,0	250	170,0	4,548	1
1044355067	355,0	315	160,0	4,401	1
1044400069	400,0	315	122,0	4,550	1
1044400070	400,0	355	110,0	4,620	1
1044450071	450,0	315	142,0	6,500	1
1044450072	450,0	355	132,0	6,500	1
1044450073	450,0	400	122,0	6,000	1
SDR 17,6					
2047200004	200,0	160	135,0	1,012	1
2047250005	250,0	160	172,5	1,500	1
2047250006	250,0	200	172,5	1,602	1
2047315008	315,0	200	225,0	2,886	1
2047315009	315,0	250	225,0	3,420	1
2047355010	355,0	250	170,0	4,480	1
2047355011	355,0	315	160,0	3,108	1
2047400012	400,0	250	152,0	3,240	1
2047400013	400,0	315	122,0	3,000	1
2047400014	400,0	355	112,0	2,500	1
2047450015	450,0	315	142,0	4,000	1
2047450016	450,0	355	132,0	4,000	1
2047450017	450,0	400	122,0	4,000	1
2047500018	500,0	315	172,0	6,500	1
2047500019	500,0	355	152,0	7,000	1
2047500020	500,0	400	142,0	6,500	1
2047500021	500,0	450	122,0	5,500	1
2047630022	630,0	400	192,0	14,500	1
2047630023	630,0	450	172,0	12,500	1
2047630024	630,0	500	152,0	11,000	1

Transition piece with female thread

with spanner flat — SDR 6 / 7,4 / 9 / 11

Material: fusiolen® PP-R / brass or stainless steel
Standards: DIN 16962, DIN EN ISO 15874
Colour: green

Article no.	d	l	D	L	z	z1	R	SW	kg	PU
one side socket welding										
1070020008	20	34,5	38,5	50,5	36,0	10,0	1/2"	24	0,078	10
1070020009	20	29,0	43,5	50,0	35,5	10,0	3/4"	31	0,112	10
1070025010	25	36,0	38,5	52,0	36,0	10,0	1/2"	24	0,081	10
1070025011	25	29,0	43,5	50,0	34,0	10,0	3/4"	31	0,109	10
1070032012	32	32,0	43,5	53,0	35,0	10,0	3/4"	31	0,114	5
1070032013	32	37,5	60,0	59,5	41,5	14,0	1"	39	0,239	5
1070040014	40	40,0	60,0	62,0	41,5	14,0	1"	39	0,227	5
1070040015	40	40,0	74,0	63,0	42,5	15,0	1 1/4"	50	0,385	5
1070050016	50	43,0	74,0	66,0	42,5	15,0	1 1/4"	50	0,404	5
1070050017	50	45,0	85,5	67,0	43,5	15,0	1 1/2"	55	0,418	5
1070063018	63	51,5	84,0	73,5	46,0	15,0	1 1/2"	55	0,442	1
1070063019	63	51,0	101,0	77,0	49,5	19,0	2"	67	0,600	1
1070075020	75	51,0	100,0	77,0	47,0	19,0	2"	67	0,608	1
1070032066 *	32	37,5	60,0	59,5	41,5	14,0	1"	39	0,232	5
1070040067 *	40	40,0	60,0	62,0	41,5	14,0	1"	39	0,219	5
1070040068 *	40	40,0	74,0	63,0	42,5	15,0	1 1/4"	50	0,331	5
1070050069 *	50	43,0	74,0	66,0	42,5	15,0	1 1/4"	50	0,351	5
1070050070 *	50	45,0	84,0	67,0	43,5	15,0	1 1/2"	55	0,445	5
1070063071 *	63	51,5	84,0	73,5	46,0	15,0	1 1/2"	55	0,425	1
1070063072 *	63	51,0	101,0	77,0	49,5	19,0	2"	67	0,196	1
1070075073 *	75	51,0	100,0	77,0	47,0	19,0	2"	67	0,676	1

*stainless steel

Transition piece with male thread

round, self sealing — SDR 6 / 7,4 / 9 / 11

Material: fusiolen® PP-R / brass
Standards: DIN 16962, DIN EN ISO 15874
Colour: green

Article no.	d	d1	d2	D	L	z	z2	R	kg	PU
one side socket welding										
1070020051	20	21,0	14,0	38,5	52,5	38,0	12,0	1/2"	0,090	10
1070025052	25	21,0	14,0	38,5	54,0	38,0	12,0	1/2"	0,078	10
1070025053	25	26,5	18,0	38,5	53,5	37,5	13,0	3/4"	0,085	10

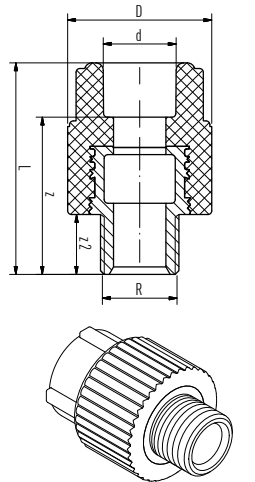
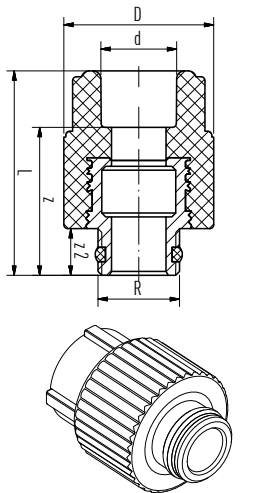
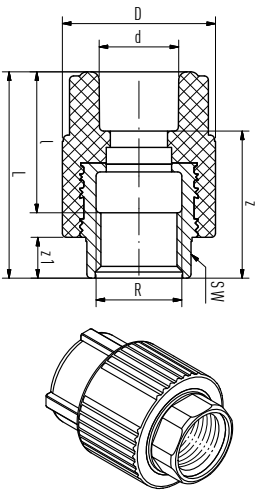
Transition piece with male thread

round, brass or stainless steel — SDR 6 / 7,4 / 9 / 11

Material: fusiolen® PP-R / brass or stainless steel
Standards: DIN 16962, DIN EN ISO 15874
Colour: green

Article no.	d	D	L	z	z2	R	kg	PU
one side socket welding								
1070020022	20	38,5	56,5	42,0	16,0	1/2"	0,084	10
1070020023	20	38,5	57,5	43,0	17,0	3/4"	0,109	10
1070025024	25	38,5	58,0	42,0	16,0	1/2"	0,085	10
1070025025	25	38,5	57,5	41,5	17,0	3/4"	0,090	10
1070032026	32	38,5	59,5	41,5	17,0	3/4"	0,095	5
1070020074 *	20	38,5	56,5	42,0	16,0	1/2"	0,096	10
1070020075 *	20	38,5	57,5	43,0	17,0	3/4"	0,108	10
1070025076 *	25	38,5	58,0	42,0	16,0	1/2"	0,098	10
1070025077 *	25	38,5	57,5	41,5	17,0	3/4"	0,108	10
1070032078 *	32	38,5	59,5	41,5	17,0	3/4"	0,115	5

*stainless steel



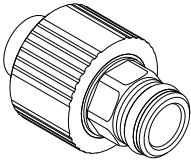
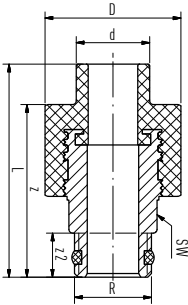
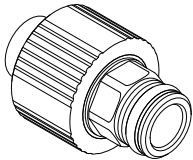
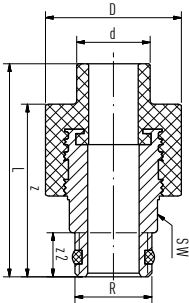
Transition piece__

Transition piece with male thread

self sealing, with hex shaped threaded transition — SDR 6 / 7,4 / 11

Material: fusiolen® PP-R / brass
Standards: DIN 16962, DIN EN ISO 15874
Colour: green

Article no.	d	D	L	z	z2	R	SW	kg	PU
one side socket welding									
1070020056	20	38,5	63,5	49,0	13,0	1/2"	22	0,111	10



Transition piece with male thread

with spanner flat, brass or stainless steel — SDR 6 / 7,4 / 9 / 11

Material: fusiolen® PP-R / brass or stainless steel
Standards: DIN 16962, DIN EN ISO 15874
Colour: green

Article no.	d	D	L	z	z2	R	SW	kg	PU
one side socket welding									
1070020027	20	38,5	66,5	52,0	16,0	1/2"	22	0,104	10
1070020028	20	38,5	67,5	53,0	17,0	3/4"	24	0,129	10
1070025029	25	38,5	68,0	52,0	16,0	1/2"	21	0,107	10
1070025030	25	38,5	67,5	51,5	17,0	3/4"	24	0,103	10
1070032031	32	53,0	78,5	60,5	20,0	1"	32	0,216	5
1070032032	32	68,0	81,0	63,0	21,0	1 1/4"	42	0,318	5
1070040033	40	52,0	81,0	60,5	20,0	1"	32	0,222	5
1070040034	40	68,0	84,5	64,0	21,0	1 1/4"	42	0,324	5
1070050035	50	68,0	85,5	62,0	21,0	1 1/4"	42	0,351	5
1070050036	50	74,0	88,5	65,0	22,0	1 1/2"	46	0,425	5
1070063037	63	72,5	94,5	67,0	22,0	1 1/2"	46	0,467	1
1070063038	63	84,0	102,5	75,0	23,5	2"	50	0,685	1
1070075039	75	84,0	102,0	72,0	23,5	2"	50	0,733	1
1070075040	75	100,0	105,0	75,0	26,7	2 1/2"	65	0,970	1
1070090041	90	120,0	121,0	88,0	30,0	3"	85	1,326	1
1070110042	110	147,0	148,0	111,0	39,0	4"	105	2,730	1
1070032079 *	32	53,0	78,5	60,5	20,0	1"	32	0,204	5
1070032080 *	32	68,0	81,0	63,0	21,0	1 1/4"	41	0,360	5
1070040081 *	40	52,0	81,0	60,5	20,0	1"	32	0,251	5
1070040082 *	40	68,0	84,5	64,0	21,0	1 1/4"	41	0,362	5
1070050083 *	50	68,0	85,5	62,0	21,0	1 1/4"	41	0,389	5
1070050084 *	50	74,0	88,5	65,0	22,0	1 1/2"	46	0,480	5
1070063085 *	63	72,5	94,5	67,0	22,0	1 1/2"	46	0,523	1
1070063086 *	63	84,0	102,5	75,0	23,5	2"	50	0,708	1
1070075087 *	75	84,0	102,0	72,0	23,5	2"	50	0,699	1

*stainless steel

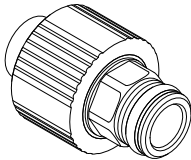
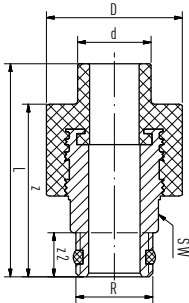
Transition piece__

Transition piece with male thread

self-sealing, with hex shaped threaded transition female/male
SDR 6 / 7,4 / 11

Material: fusiolen® PP-R / brass
Standards: DIN 16962, DIN EN ISO 15874
Colour: green

Article no.	d	D	L	z	z2	R	SW	kg	PU
one side socket welding									
1070020054	20	38,5	59,0	48,0	13,0	1/2"	22	0,107	10

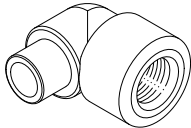
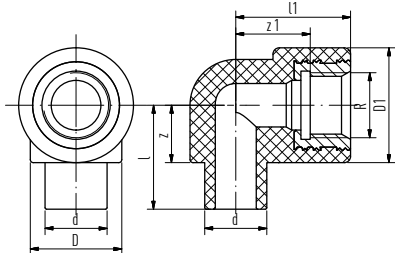


Transition elbow with female thread

SDR 6 / 7,4 / 11

Material: fusiolen® PP-R / brass
Standards: DIN 16962, DIN EN ISO 15874
Colour: green

Article no.	d	l	l1	D	D1	z	z1	R	kg	PU
one side socket welding										
1070020097	20	33,5	37,0	29,5	37,0	18,5	24,0	1/2"	0,076	10



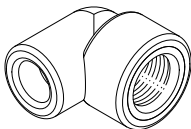
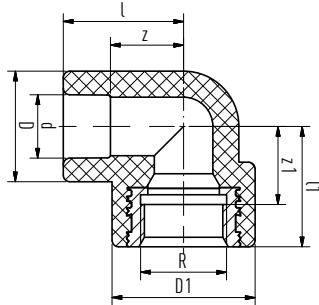
Transition elbow with female thread

brass or stainless steel — SDR 6 / 7,4 / 9 / 11

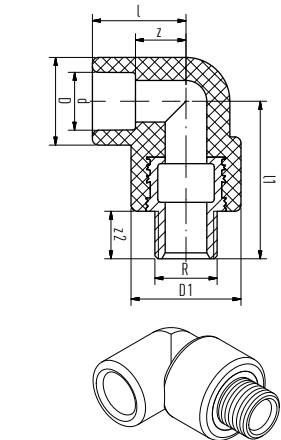
Material: fusiolen® PP-R / brass or stainless steel
Standards: DIN 16962, DIN EN ISO 15874
Colour: green

Article no.	d	l	l1	D	D1	z	z1	R	kg	PU
one side socket welding										
1070020091	20	37,0	37,0	34,0	44,0	22,5	24,0	3/4"	0,102	10
1070020092	20	31,0	31,5	29,5	37,0	16,5	18,5	1/2"	0,076	10
1070025093	25	37,0	37,0	34,0	44,0	21,0	24,0	3/4"	0,100	10
1070025094	25	33,5	31,5	34,0	37,0	17,5	18,5	1/2"	0,075	10
1070032095	32	27,5	51,0	43,0	44,0	9,5	38,0	3/4"	0,104	5
1070032096	32	34,0	66,5	43,0	60,5	16,0	44,5	1"	0,249	5
1070020110 *	20	37,0	37,0	29,5	37,0	22,5	24,0	3/4"	0,095	10
1070020111 *	20	31,0	31,5	29,5	37,0	16,5	18,5	1/2"	0,081	10
1070025112 *	25	37,0	37,0	34,0	44,0	21,0	24,0	3/4"	0,101	10
1070025113 *	25	33,5	31,5	34,0	37,0	17,5	18,5	1/2"	0,082	10
1070032114 *	32	35,0	37,0	43,0	37,0	17,0	24,0	1/2"	0,112	5
1070032115 *	32	27,5	51,0	43,0	44,0	9,5	38,0	3/4"	0,097	5
1070032116 *	32	34,0	66,5	43,0	60,5	16,0	44,5	1"	0,240	5

*stainless steel



Transition piece__



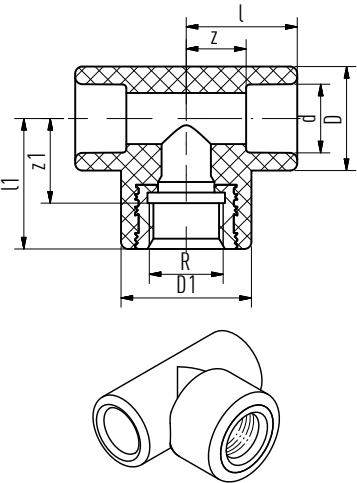
Transition elbow with male thread

brass or stainless steel — SDR 6 / 7,4 / 9 / 11

Material: fusiolen® PP-R / brass or stainless steel
Standards: DIN 16962, DIN EN ISO 15874
Colour: green

Article no.	d	l	l1	D	D1	z	z2	R	kg	PU
one side socket welding										
1070020099	20	31,5	53,0	29,5	37,0	17,0	16,0	1/2"	0,108	10
1070020100	20	31,5	54,0	34,0	38,0	17,0	17,0	3/4"	0,128	10
1070025101	25	31,5	54,0	34,0	38,0	15,5	17,0	3/4"	0,104	10
1070032102	32	27,5	68,0	43,0	38,0	9,5	17,0	3/4"	0,112	5
1070032103	32	31,0	85,5	43,0	52,0	13,0	20,0	1"	0,231	5
1070020117 *	20	31,5	53,0	29,5	37,0	17,0	16,0	1/2"	0,035	10
1070020118 *	20	31,5	54,0	34,0	38,0	17,0	17,0	3/4"	0,123	10
1070025119 *	25	31,5	54,0	34,0	38,0	15,5	17,0	3/4"	0,121	10
1070032120 *	32	27,5	68,0	43,0	38,0	9,5	17,0	3/4"	0,128	5

*stainless steel



Threaded branch tee with female thread

brass or stainless steel — SDR 6 / 7,4 / 9 / 11

Material: fusiolen® PP-R / brass or stainless steel
Standards: DIN 16962, DIN EN ISO 15874
Colour: green

Article no.	d	l	l1	D	D1	z	z1	R	kg	PU
one side socket welding										
1060020141	20	31,5	37,0	29,5	37,0	17,0	24,0	1/2"	0,086	10
1060020142	20	37,0	37,0	34,0	44,0	22,5	24,0	3/4"	0,121	10
1060025143	25	34,0	38,0	34,0	37,0	18,0	25,0	1/2"	0,090	10
1060025144	25	37,0	37,0	34,0	44,0	21,0	24,0	3/4"	0,109	10
1060032145	32	35,0	37,0	43,0	37,0	17,0	24,0	1/2"	0,103	5
1060032146	32	27,5	51,0	43,0	44,0	9,5	38,0	3/4"	0,111	5
1060032147	32	31,5	67,0	43,0	60,0	13,5	45,0	1"	0,255	5
1060040148	40	42,0	40,0	52,0	37,0	21,5	27,0	1/2"	0,142	5
1060040149	40	40,5	40,5	52,0	52,0	20,0	27,5	3/4"	0,147	5
1060040150	40	41,5	56,0	52,0	60,0	21,0	34,0	1"	0,276	5
1060050151	50	49,5	63,5	68,0	60,0	26,0	41,5	1"	0,385	5
1060050152	50	49,5	44,5	68,0	43,0	26,0	31,5	1/2"	0,237	5
1060050153	50	49,5	44,5	68,0	43,0	26,0	31,5	3/4"	0,243	5
1060020160 *	20	31,5	37,0	29,5	37,0	17,0	24,0	1/2"	0,087	10
1060020161 *	20	37,0	37,0	34,0	44,0	22,5	24,0	3/4"	0,108	10
1060025162 *	25	34,5	38,0	34,0	37,0	18,5	25,0	1/2"	0,093	10
1060025163 *	25	37,0	37,0	34,0	44,0	21,0	24,0	3/4"	0,111	10
1060032164 *	32	35,0	37,0	43,0	37,0	17,0	24,0	1/2"	0,113	5
1060032165 *	32	27,5	51,0	43,0	44,0	9,5	38,0	3/4"	0,111	5
1060032166 *	32	31,5	67,0	43,0	60,0	13,5	45,0	1"	0,082	5

*stainless steel

NOTICE: aquatherm green-metal compound fittings are manufactured from fusiolen® PP-R and brass. Metal inserts, without hex shaped spanner flat, with 1/2" and 3/4" female are also available in stainless steel.

Weld-in and weld-on saddle__

Transition piece with female thread

round, brass or stainless steel — SDR 6 / 7,4 / 9 / 11

Material: fusiolen® PP-R / brass or stainless steel
Standards: DIN 16962, DIN EN ISO 15874
Colour: green

Article no.	d	l	D	L	z	R	kg	PU
one side socket welding								
1070020002	20	27,5	37,5	40,5	26,0	1/2"	0,064	10
1070020003	20	27,5	43,5	40,5	26,0	3/4"	0,089	10
1070025004	25	29,5	38,5	42,5	26,5	1/2"	0,065	10
1070025005	25	27,5	43,5	40,5	24,5	3/4"	0,087	10
1070032006	32	30,5	43,5	43,5	25,5	3/4"	0,092	5
1070020060 *	20	27,5	37,5	40,5	26,0	1/2"	0,069	10
1070020061 *	20	27,5	43,5	40,5	26,0	3/4"	0,090	10
1070025062 *	25	29,5	38,5	42,5	26,5	1/2"	0,069	10
1070025063 *	25	27,5	43,5	40,5	24,5	3/4"	0,086	10
1070032064 *	32	30,5	43,5	43,5	25,5	3/4"	0,092	5
1070032065 *	32	28,0	37,0	41,0	23,0	1/2"	0,078	5

*stainless steel

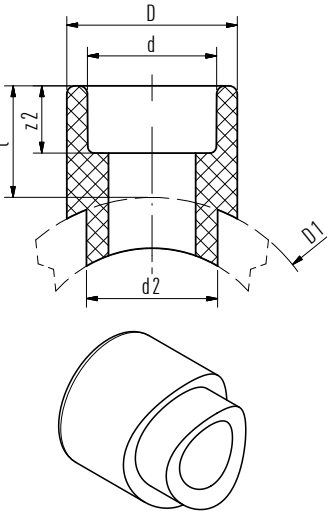
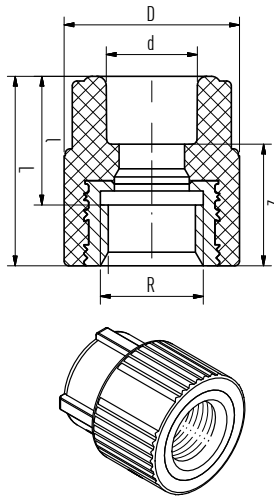
Weld-in saddle

socket welding — SDR 6 / 7,4 / 9 / 11 / 17,6

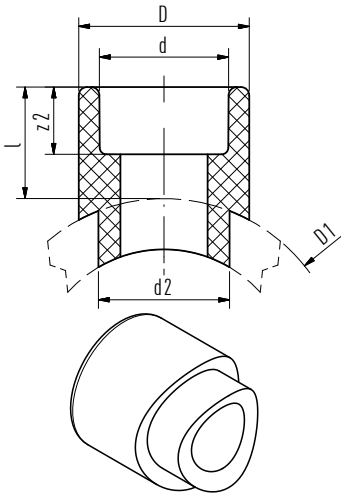
Material: fusiolen® PP-R
Standards: DIN 16962, DIN EN ISO 15874
Colour: green

Article no.	D1	d	d2	l	D	z2	kg	PU
socket welding								
1030040001 *	40	20	25,0	27,0	29,5	14,5	0,016	5
1030040002 *	40	25	25,0	28,5	34,0	16,0	0,017	5
1030050003	50	20	25,0	27,5	29,5	14,5	0,018	5
1030050004	50	25	25,0	28,5	34,0	16,0	0,019	5
1030063005	63	20	25,0	27,5	29,5	14,5	0,017	5
1030063006	63	25	25,0	28,5	34,0	16,0	0,019	5
1030063007	63	32	32,0	30,0	43,0	18,0	0,028	5
1030075008	75	20	25,0	27,5	29,5	14,5	0,018	5
1030075009	75	25	25,0	28,5	34,0	16,0	0,019	5
1030075010	75	32	32,0	30,0	43,0	18,0	0,028	5
1030075011	75	40	40,0	34,0	52,0	20,5	0,049	5
1030090012	90	20	25,0	27,5	29,5	14,5	0,018	5
1030090013	90	25	25,0	28,5	34,0	16,0	0,019	5
1030090014	90	32	32,0	30,0	43,0	18,0	0,029	5
1030090015	90	40	40,0	34,0	52,0	20,5	0,048	5
1030110016	110	20	25,0	27,5	29,5	14,5	0,019	5
1030110017	110	25	25,0	28,5	34,0	16,0	0,020	5
1030110018	110	32	32,0	30,0	43,0	18,0	0,030	5
1030110019	110	40	40,0	34,0	52,0	20,5	0,050	5
1030110020	110	50	50,0	34,0	68,0	23,5	0,091	5
1030125021	125	20	25,0	27,5	29,5	14,5	0,019	5
1030125022	125	25	25,0	28,5	34,0	16,0	0,020	5
1030125023	125	32	32,0	30,0	43,0	18,0	0,029	5
1030125024	125	40	40,0	34,0	52,0	20,5	0,050	5
1030125025	125	50	50,0	34,0	68,0	23,5	0,090	5
1030125026	125	63	63,0	38,0	84,0	27,5	0,149	5
1030160027	160	20	25,0	27,5	29,5	14,5	0,021	5

*not for aquatherm blue DT
continued on next page ...



Weld-in and weld-on saddle



Weld-in saddle

(continued) socket welding — SDR 6 / 7,4 / 9 / 11 / 17,6

Material: fusiolen® PP-R
Standards: DIN 16962, DIN EN ISO 15874
Colour: green

Article no.	D1	d	d2	l	D	z2	kg	PU
1030160028	160	25	25,0	28,5	34,0	16,0	0,023	5
1030160029	160	32	32,0	30,0	43,0	18,0	0,034	5
1030160030	160	40	40,0	34,0	52,0	20,5	0,054	5
1030160031	160	50	50,0	34,0	68,0	23,5	0,094	5
1030160032	160	63	63,0	38,0	84,0	27,5	0,157	5
1030160033	160	75	75,0	42,0	100,0	30,0	0,238	5
1030160034	160	90	90,0	45,0	120,0	33,0	0,360	5
1030250035	200-250	20	25,0	27,5	29,5	14,5	0,020	5
1030250036	200-250	25	25,0	28,5	34,0	16,0	0,021	5
1030250037	200-250	32	32,0	30,0	43,0	18,0	0,031	5
1030200038	200	40	40,0	34,0	52,0	20,5	0,049	5
1030200039	200	50	50,0	34,0	68,0	23,5	0,087	5
1030200040	200	63	63,0	37,5	84,0	27,5	0,146	5
1030200041	200	75	75,0	42,0	100,0	30,0	0,225	5
1030200042	200	90	90,0	45,0	120,0	33,0	0,356	5
1030200043	200	110	110,0	49,0	147,0	37,0	0,638	5
1030200044	200	125	125,0	55,0	167,0	40,0	0,862	5
1030250045	250	40	40,0	34,0	52,0	20,5	0,053	5
1030250046	250	50	50,0	34,0	68,0	23,5	0,090	5
1030250047	250	63	63,0	37,5	84,0	27,5	0,152	5
1030250048	250	75	75,0	42,0	100,0	30,0	0,222	5
1030250049	250	90	90,0	45,0	120,0	33,0	0,348	5
1030250050	250	110	110,0	49,0	147,0	37,0	0,602	5
1030250051	250	125	125,0	55,0	167,0	40,0	0,820	5
1030315052	315-355	63	63,0	37,5	84,0	27,5	0,153	1
1030315053	315-355	75	75,0	42,0	100,0	30,0	0,230	1
1030315054	315	90	90,0	45,0	120,0	33,0	0,363	1
1030315055	315	110	110,0	49,0	147,0	37,0	0,592	1
1030315056	315	125	125,0	55,0	167,0	40,0	0,830	1
1030355058	355	90	90,0	45,0	120,0	33,0	0,355	1
1030355059	355	110	110,0	49,0	147,0	37,0	0,586	1
1030355060	355	125	125,0	55,0	167,0	40,0	0,813	1
1030500062	400-500	75	75,0	42,0	100,0	30,0	0,216	1
1030450063	400-450	110	110,0	49,0	147,0	37,0	0,535	1
1030400064	400	125	125,0	55,0	167,0	40,0	0,693	1
1030500065	400-500	90	90,0	45,0	120,0	33,0	0,330	1
1030500066	450-500	125	125,0	55,0	167,0	40,0	0,671	1
1030630067	400-630	63	63,0	37,5	84,0	27,5	0,498	1
1030560068	500	110	110,0	49,0	147,0	37,5	0,533	1
1030630069	630	75	75,0	42,0	100,0	30,0	0,260	1
1030630070	630	90	90,0	45,0	120,0	33,0	0,350	1
1030630071	630	125	125,0	55,0	167,0	40,0	0,689	1
1030630072	630	110	110,0	49,0	147,0	37,0	0,567	1

With weld-on surface and additional weld-in socket for the fusion with the inner pipe wall. The necessary tools for the fusion of aquatherm green weld-in saddles are listed in the Tools chapter.

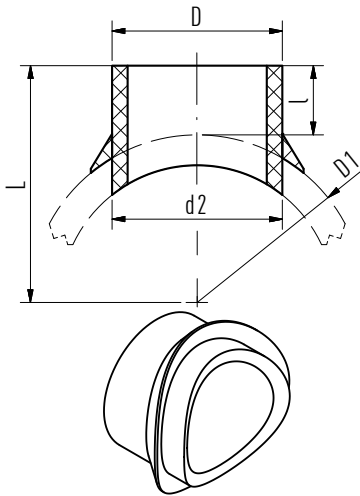
Weld-in and weld-on saddle

Weld-in saddle butt welding

Material: fusiolen® PP-RCT / Glass fibre
Standards: DIN 16962, DIN EN ISO 15874
Colour: green

Article no.	D1	D	d2	l	L	kg	PU
butt welding							
SDR 9							
1033315073	315	160,0	160,0	80,0	237,5	0,831	1
1033355074	355	160,0	160,0	80,0	257,5	0,845	1
SDR 11							
1034315057	315	160,0	160,0	80,0	237,5	0,862	1
1034355061	355	160,0	160,0	80,0	257,5	0,867	1

With weld-on surface and additional weld-in socket for the fusion with the inner pipe wall. The necessary tools for the fusion of aquatherm green weld-in saddles are listed in the Tools chapter.



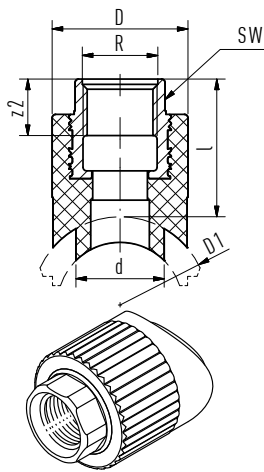
Weld-in saddle with female thread

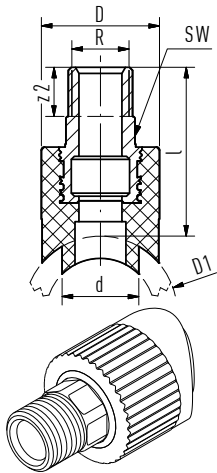
with spanner flat — SDR 6 / 7,4 / 9 / 11 / 17,6

Material: fusiolen® PP-R / brass
Standards: DIN 16962, DIN EN ISO 15874
Colour: green

Article no.	D1	d	l	D	z2	R	SW	kg	PU
one side socket welding									
1030040100 *	40	25	39,0	38,5	16,0	1/2"	24	0,088	5
1030050106	50	25	39,0	38,5	16,0	1/2"	24	0,090	5
1030063112	63	25	39,0	38,5	16,0	1/2"	24	0,089	5
1030075118	75	25	39,0	38,5	16,0	1/2"	24	0,083	5
1030090126	90	25	39,0	38,5	16,0	1/2"	24	0,090	5
1030110134	110	25	39,0	38,5	16,0	1/2"	24	0,089	5
1030125142	125	25	39,0	38,0	16,0	1/2"	24	0,092	5
1030160150	160	25	39,0	38,5	16,0	1/2"	24	0,092	5
1030250158	200-250	25	39,0	38,5	16,0	1/2"	24	0,092	5
1030040101	40	25	39,0	43,5	21,0	3/4"	31	0,107	5
1030050107	50	25	39,0	43,5	21,0	3/4"	31	0,110	5
1030063113	63	25	39,0	43,5	21,0	3/4"	31	0,109	5
1030075119	75	25	39,0	43,5	21,0	3/4"	31	0,109	5
1030090127	90	25	39,0	43,5	21,0	3/4"	31	0,110	5
1030110135	110	25	39,0	43,5	21,0	3/4"	31	0,110	5
1030125143	125	25	39,0	43,5	21,0	3/4"	31	0,112	5
1030160151	160	25	39,0	43,5	21,0	3/4"	31	0,112	5
1030250159	200-250	25	39,0	43,5	21,0	3/4"	31	0,112	5
1030075120	75	32	43,0	60,0	22,0	1"	39	0,223	5
1030090128	90	32	43,0	60,0	22,0	1"	39	0,223	5
1030110136	110	32	43,0	60,0	22,0	1"	39	0,223	5
1030125144	125	32	43,0	60,0	22,0	1"	39	0,224	5
1030160152	160	32	43,0	60,0	22,0	1"	39	0,226	5
1030250160	200-250	32	43,0	60,0	22,0	1"	39	0,244	5

*do not use with aquatherm blue OT



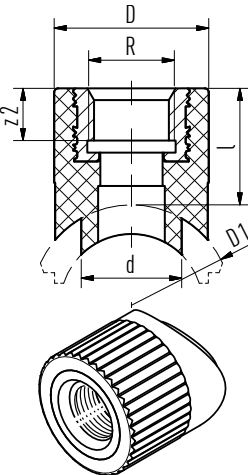


Weld-in saddle with male thread
with spanner flat — SDR 6 / 7,4 / 9 / 11 / 17,6

Material: fusiolen® PP-R / brass
Standards: DIN 16962, DIN EN ISO 15874
Colour: green

Article no.	D1	d	l	D	z2	R	SW	kg	PU
one side socket welding									
1030040102 *	40	25	55,0	38,5	16,0	1/2"	21	0,088	5
1030050108	50	25	55,0	38,5	16,0	1/2"	21	0,090	5
1030063114	63	25	55,0	38,5	16,0	1/2"	21	0,089	5
1030075121	75	25	55,0	38,5	16,0	1/2"	21	0,097	5
1030090129	90	25	55,0	38,5	16,0	1/2"	21	0,090	5
1030110137	110	25	55,0	38,5	16,0	1/2"	21	0,089	5
1030125145	125	25	55,0	38,5	16,0	1/2"	21	0,092	5
1030160153	160	25	55,0	38,5	16,0	1/2"	21	0,092	5
1030040103 *	40	25	56,0	43,5	17,0	3/4"	24	0,107	5
1030050109	50	25	56,0	43,5	17,0	3/4"	24	0,110	5
1030063115	63	25	56,0	43,5	17,0	3/4"	24	0,109	5
1030075122	75	25	56,0	43,5	17,0	3/4"	24	0,109	5
1030090130	90	25	56,0	43,5	17,0	3/4"	24	0,110	5
1030110138	110	25	56,0	43,5	17,0	3/4"	24	0,110	5
1030125146	125	25	56,0	43,5	17,0	3/4"	24	0,112	5
1030160154	160	25	56,0	43,5	17,0	3/4"	24	0,112	5

*do not use with aquatherm blue OT



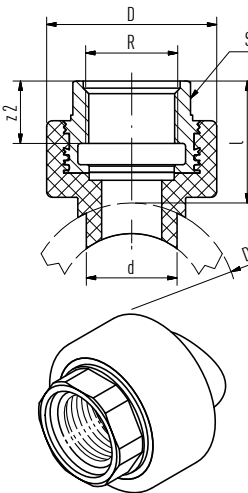
Weld-in saddle with female thread
SDR 6 / 7,4 / 9 / 11 / 17,6

Material: fusiolen® PP-R / stainless steel
Standards: DIN 16962, DIN EN ISO 15874
Colour: green

Article no.	D1	d	l	D	z2	R	SW	kg	PU
one side socket welding									
1030040104 **	40	25	39,0	38,5	16,0	1/2"	-	0,062	5
1030050110	50	25	39,0	38,5	16,0	1/2"	-	0,064	5
1030063116	63	25	39,0	38,5	16,0	1/2"	-	0,064	5
1030075123	75	25	39,0	38,5	16,0	1/2"	-	0,064	5
1030090131	90	25	39,0	38,5	16,0	1/2"	-	0,064	5
1030110139	110	25	39,0	38,5	16,0	1/2"	-	0,069	5
1030125147	125	25	39,0	38,5	16,0	1/2"	-	0,065	5
1030160155	160	25	39,0	38,5	16,0	1/2"	-	0,066	5
1030250161	200-250	25	39,0	38,5	16,0	1/2"	-	0,065	5
1030040105	40	25	39,0	43,5	21,0	3/4"	-	0,082	5
1030050111	50	25	39,0	43,5	21,0	3/4"	-	0,074	5
1030063117	63	25	39,0	43,5	21,0	3/4"	-	0,073	5
1030075124	75	25	39,0	43,5	21,0	3/4"	-	0,074	5
1030090132	90	25	39,0	43,5	21,0	3/4"	-	0,074	5
1030110140	110	25	39,0	43,5	21,0	3/4"	-	0,083	5
1030125148	125	25	39,0	43,5	21,0	3/4"	-	0,074	5
1030160156	160	25	39,0	43,5	21,0	3/4"	-	0,076	5
1030250162	200-250	25	39,0	43,5	21,0	3/4"	-	0,084	5
1030075125 *	75	32	43,0	60,0	22,0	1"	39	0,234	5
1030090133 *	90	32	43,0	60,0	22,0	1"	39	0,235	5
1030110141 *	110	32	43,0	60,0	22,0	1"	39	0,236	5
1030125149 *	125	32	43,0	60,0	22,0	1"	39	0,235	5
1030160157 *	160	32	43,0	60,0	22,0	1"	39	0,238	5
1030250163 *	200-250	32	43,0	60,0	22,0	1"	39	0,237	5

*with spanner

**do not use with aquatherm blue OT



Screwed connections

aquatherm weld-on saddle

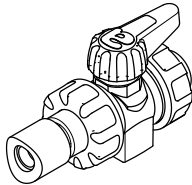
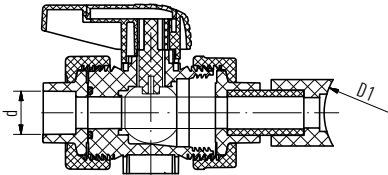
with ball valve for installation under pressure in use with tapping tool
SDR 6 / 7,4 / 9 / 11 / 17,6

Material: fusiolen® PP-R
Standards: DIN 16962, DIN EN ISO 15874
Colour: green

Article no.	d	D1	PU
socket welding			
1090075010	40	75	1
1090090011	40	90	1
1090110012	40	110	1
1090125013	40	125	1
1090125014	63	125	1
1090160015	40	160	1
1090160016	63	160	1
1090200017	40	200	1
1090200018	63	200	1
1090250019	40	250	1
1090250020	63	250	1
1090315021	63	315-355	1
1090400022	63	400-630	1

do not use with aquatherm blue OT

With hex shaped male thread, weld-in surface and weld-in socket for fusion with the inner wall of the pipe. The necessary tools for the fusion of aquatherm green weld-in saddles are listed in the Tools chapter.

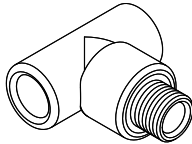
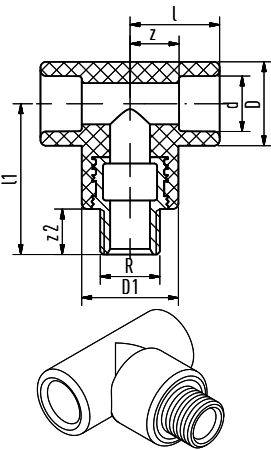


Threaded branch tee with female thread

SDR 6 / 7,4 / 11

Material: fusiolen® PP-R / brass
Standards: DIN 16962, DIN EN ISO 15874
Colour: green

Article no.	d	l	l1	D	D1	z	z2	R	kg	PU
double-sided socket welding										
1060020154	20	31,5	53,0	29,5	37,0	17,0	16,0	1/2"	0,102	10

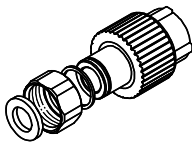
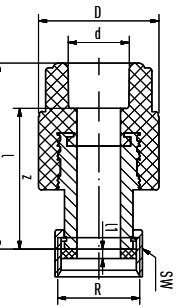


Water meter nut adapter

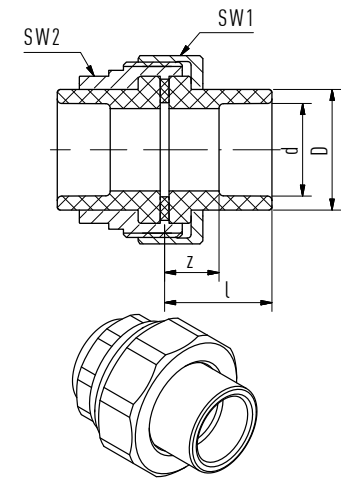
with gasket — SDR 6 / 7,4 / 9 / 11

Material: fusiolen® PP-R / brass
Standards: DIN 16962, DIN EN ISO 15874
Colour: green

Article no.	d	l	l1	D	z	R	SW	kg	PU
one side socket welding									
1050020090	20	59,5	3,0	38,5	45,0	3/4"	30	0,136	1
1050025091	25	61,0	3,0	38,5	45,0	3/4"	30	0,155	1
1050032092	32	62,0	3,0	43,5	44,0	3/4"	30	0,162	1



Screwed connections

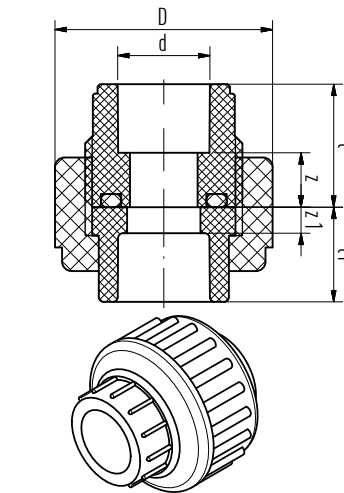


Coupling screw joint, brass

SDR 6 / 7,4 / 9 / 11

Material: fusiolen® PP-R / brass
Standards: DIN 16962, DIN EN ISO 15874
Colour: green, brass

Article no.	d	l	D	z	SW1	SW2	kg	PU
socket welding								
1050032040	32	36,5	41,0	18,5	64	50	0,479	1
1050040041	40	38,0	50,0	17,5	80	60	0,841	1
1050050042	50	41,0	61,0	17,5	86	70	0,821	1
1050063043	63	45,0	76,0	17,5	108	90	1,498	1
1050075044	75	31,0	90,0	17,5	128	104	1,998	1

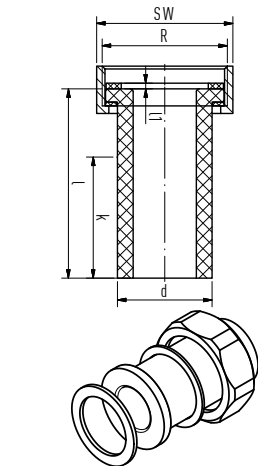


Coupling screw joint

SDR 6 / 7,4 / 9 / 11

Material: fusiolen® PP-R
Standards: DIN 16962, DIN EN ISO 15874
Colour: green

Article no.	d	l	l1	D	z	z1	kg	PU
socket welding								
1050020050	20	26,0	20,0	46,0	12,0	5,5	0,036	10
1050025051	25	28,0	21,0	56,0	12,0	5,0	0,058	10
1050032052	32	30,0	23,0	66,0	12,0	5,0	0,089	5
1050040053	40	34,0	25,5	79,0	13,5	5,0	0,136	5
1050050054	50	39,0	28,8	87,0	15,5	5,0	0,170	5
1050063055	63	47,5	32,5	107,0	20,0	5,0	0,240	1
1050075056	75	50,0	36,0	128,0	20,0	6,0	0,546	1



Loose nut adapter

with gasket — SDR 6 / 7,4 / 9 / 11

Material: fusiolen® PP-R / brass
Standards: DIN 16962, DIN EN ISO 15874
Colour: green

Article no.	d	l	l1	k	R	SW	kg	PU
one side socket welding								
1050020082	20	100,0	3,0	65,0	1"	36	0,079	1
1050025083	25	100,0	3,0	62,0	1 1/4"	46	0,104	1
1050032084	32	100,0	3,0	58,0	1 1/2"	52	0,175	1
1050040085	40	100,0	3,0	53,0	2"	64	0,258	1

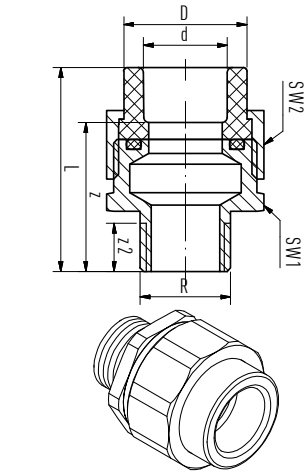
Screwed connections

Transition coupling with male thread

with union nut and welding socket — SDR 6 / 7,4 / 9 / 11

Material: fusiolen® PP-R / brass
Standards: DIN 16962, DIN EN ISO 15874
Colour: green

Article no.	d	D	L	z	z2	R	SW1	SW2	kg	PU
one side socket welding										
1050020070	20	27,5	52,5	38,0	13,5	1/2"	34	36	0,145	1
1050025071	25	36,0	59,5	43,5	14,5	3/4"	42	46	0,243	1
1050032072	32	41,5	64,5	46,5	16,8	1"	48	52	0,336	1
1050040073	40	53,0	70,0	49,5	19,1	1 1/4"	60	64	0,517	1
1050050074	50	59,0	84,8	61,3	22,0	1 1/2"	48	72	0,624	1
1050063075	63	74,0	95,5	68,0	25,0	2"	62	89	1,045	1

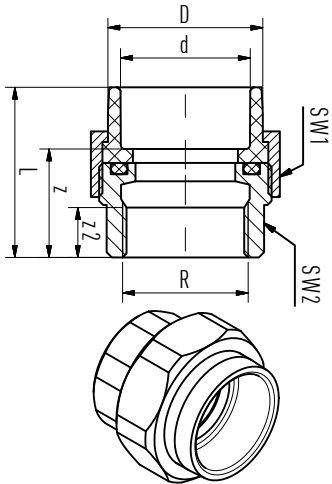


Transition coupling with female thread

with union nut and welding socket — SDR 6 / 7,4 / 9 / 11

Material: fusiolen® PP-R / brass
Standards: DIN 16962, DIN EN ISO 15874
Colour: green

Article no.	d	D	L	z	z2	R	SW1	SW2	kg	PU
one side socket welding										
1050020076	20	27,5	45,0	30,5	15,0	1/2"	36	24	0,112	1
1050025077	25	36,0	49,0	33,0	15,5	3/4"	46	32	0,193	1
1050032078	32	41,5	54,0	36,0	15,0	1"	52	40	0,291	1
1050040079	40	53,0	56,5	36,0	20,0	1 1/4"	64	47	0,423	1
1050050080	50	59,0	64,8	41,3	19,0	1 1/2"	72	57	0,610	1
1050063081	63	74,0	74,5	47,0	18,0	2"	89	68	0,924	1

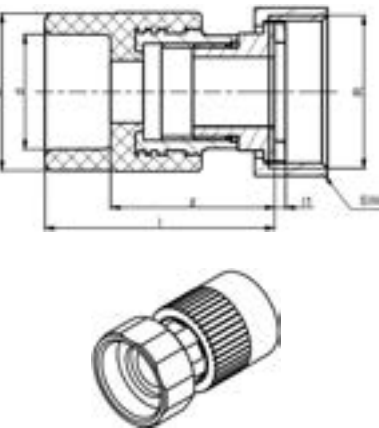


Nut adapter ISO-standard

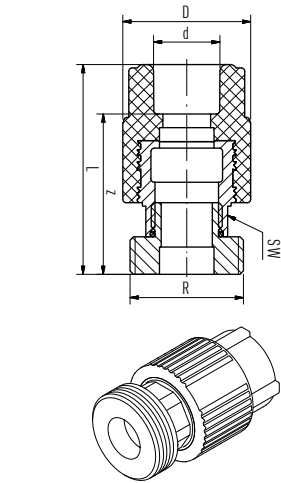
SDR 6 / 7,4 / 9 / 11

Material: fusiolen® PP-R / brass
Standards: DIN 16962, DIN EN ISO 15874
Colour: green

Article no.	d	l	l1	D	z	R	SW	kg	PU
one side socket welding									
1050020097	20	58,5	3,0	38,5	34,0	1"	36	0,182	10
1050025098	25	60,0	3,0	38,5	44,0	1"	36	0,186	10
1050025099	25	60,0	3,0	43,5	44,0	1 1/4"	46	0,274	10
1050032100	32	63,0	3,0	43,5	45,0	1 1/4"	46	0,279	5
1050032101	32	69,5	3,0	60,0	51,5	1 1/2"	52	0,446	5
1050040102	40	72,0	3,0	60,0	51,5	1 1/2"	52	0,421	5
1050040103	40	72,0	3,0	74,0	51,5	2"	64	0,719	5
1050050104	50	75,0	3,0	74,0	51,5	2"	64	0,736	5
1050050105	50	77,0	3,0	84,0	53,5	2 1/4"	72	0,831	5
1050063106	63	83,5	3,0	84,0	56,0	2 1/4"	72	0,889	1
1050063107	63	82,5	3,0	101,0	55,0	2 3/4"	89	1,306	1
1050075108	75	85,0	3,0	100,0	55,0	2 3/4"	89	1,275	1
1050075109	75	91,0	3,0	100,0	61,0	3 1/2"	110	1,818	1



Screwed connections __

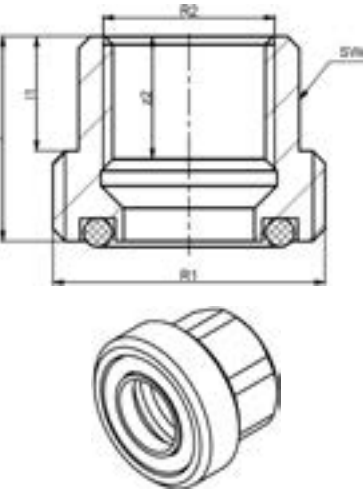


Counterpart with male thread

with welding socket for ISO-standard — SDR 6 / 7.4 / 9 / 11

Material: fusiole® PP-R / brass
Standards: DIN 16962, DIN EN ISO 15874
Colour: green

Article no.	d	D	L	z	R	SW	kg	PU
one side socket welding								
1050020110	20	37,5	61,5	47,0	1"	24	0,151	10
1050025111	25	37,5	63,0	47,0	1"	24	0,153	10
1050025112	25	43,5	63,0	47,0	1 1/4"	31	0,221	10
1050032113	32	43,5	66,0	48,0	1 1/4"	31	0,226	5
1050032114	32	60,0	76,5	58,5	1 1/2"	39	0,408	5
1050040115	40	60,0	79,0	58,5	1 1/2"	39	0,414	5
1050040116	40	74,0	79,0	58,5	2"	50	0,650	5
1050050117	50	74,0	82,0	58,5	2"	50	0,634	5
1050050118	50	84,0	83,0	59,5	2 1/4"	55	0,750	5
1050063119	63	84,0	89,5	62,0	2 1/4"	55	0,728	1
1050063120	63	101,0	95,0	65,5	2 3/4"	67	1,093	1
1050075121	75	100,0	95,0	65,0	2 3/4"	67	1,117	1
1050075122	75	100,0	100,0	70,0	3 1/2"	67	1,436	1

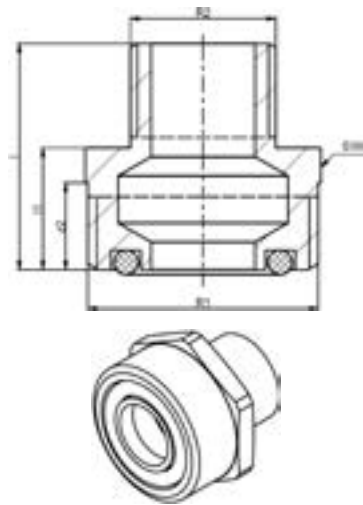


Brass counterpart with female thread

for ISO-standard adapter/loose nut adapter — SDR 6 / 7.4 / 9 / 11

Material: brass

Article no.	l1	L	z2	R1	R2	SW	kg	PU
1050000130	14,0	25,0	15,0	1"	1/2"	25	0,063	10
1050000131	12,5	26,0	14,0	1 1/4"	3/4"	32	0,119	10
1050000132	15,0	31,0	17,0	1 1/2"	1"	40	0,175	5
1050000133	17,0	33,0	22,0	2"	1 1/4"	47	0,263	5
1050000134	20,0	36,0	19,0	2 1/4"	1 1/2"	57	0,333	5
1050000135	24,0	42,0	24,0	2 3/4"	2"	68	0,517	1
9600027522	24,0	46,0	27,0	3 1/2"	2 1/2"	84	0,801	1
9600027524	27,0	46,0	27,0	4"	3"	97	0,943	1



Brass counterpart with male thread

for ISO-standard adapter/loose nut adapter — SDR 6 / 7.4 / 9 / 11

Material: brass

Article no.	l1	L	z2	R1	R2	SW	kg	PU
1050000138	17,5	32,5	10,5	1"	1/2"	34	0,109	10
1050000139	21,0	38,5	12,5	1 1/4"	3/4"	42	0,188	10
1050000140	22,5	41,5	13,5	1 1/2"	1"	48	0,211	5
1050000141	22,5	44,5	13,0	2"	1 1/4"	60	0,363	5
1050000142	34,0	56,0	16,0	2 1/4"	1 1/2"	48	0,472	5
1050000143	38,0	63,0	16,0	2 3/4"	2"	62	0,803	1
9600027722	42,0	70,0	22,0	3 1/2"	2 1/2"	82	1,189	1
9600027724	42,0	74,0	22,0	4"	3"	97	1,398	1

Flange adapter __

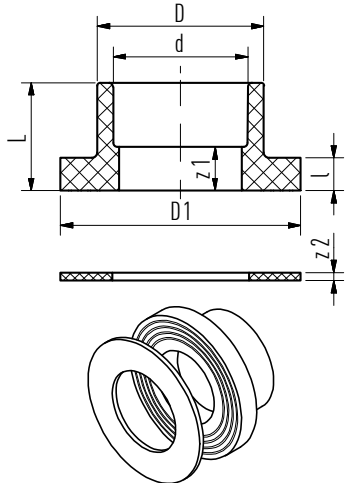
Flange adapter

with gasket — SDR 6 / 7.4 / 9 / 11

Material: fusiole® PP-R
Standards: DIN 16962, DIN EN ISO 15874
Colour: green

Article no.	d	L	l	D	D1	z1	z2	kg	PU
one side socket welding									
1050032020	32	34,0	10,0	41,0	68,0	16,0	3,0	0,053	1
1050040021	40	35,5	11,0	50,0	78,0	15,0	3,0	0,071	1
1050050022	50	39,5	12,0	61,0	88,0	16,0	3,0	0,071	1
1050063023	63	43,5	14,0	76,0	102,0	16,0	3,0	0,112	1
1050075024	75	46,0	16,0	90,0	122,0	16,0	3,0	0,169	1
1050090025	90	50,0	17,0	108,0	138,0	17,0	3,0	0,261	1
1050110026	110	55,5	18,5	131,0	158,0	18,5	3,0	0,329	1
1050125028	125	63,0	20,0	165,0	188,0	23,0	3,0	0,724	1
1050125027 *	125	195,0	18,5	131,0	158,0	-	3,0	1,180	1

*only use with fitting 125 mm; with 110 mm flange adapter / Suitable flange adapter for shut off valves are available on request.



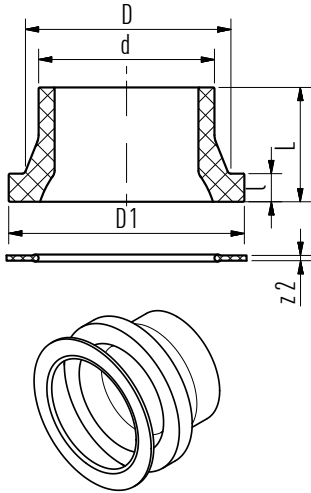
Flange adapter butt welding

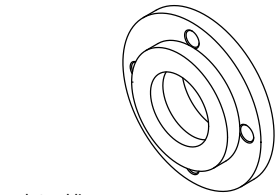
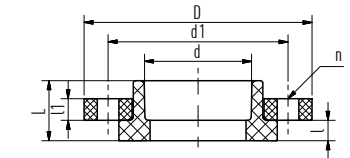
with gasket

Material: fusiole® PP-RP
Standards: DIN 16962, DIN EN ISO 15874
Colour: green

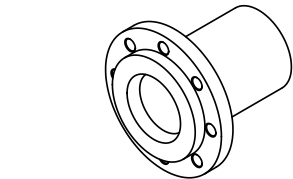
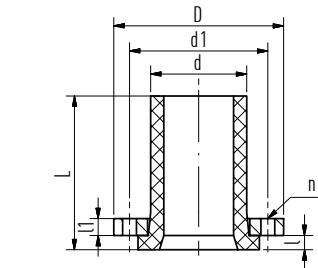
Article no.	d	l	D	D1	L	z2	kg	PU
one sided butt welding								
SDR 11								
1054160030	160	25,0	175,0	212,0	93,0	3,0	0,955	1
1054200032	200	32,0	232,0	268,0	130,0	6,0	1,957	1
1054250034	250	35,0	285,0	320,0	130,0	6,0	2,717	1
1054315035	315	35,0	335,0	370,0	168,0	6,0	6,000	1
1054355036	355	40,0	373,0	430,0	180,0	6,0	7,930	1
1054400037	400	46,0	427,0	482,0	195,0	6,0	12,000	1
1054450038	450	60,0	514,0	585,0	139,0	7,0	15,200	1
SDR 17,6								
2057160100	160	18,0	175,0	212,0	80,0	3,0	0,821	1
2057200101	200	32,0	232,0	268,0	130,0	6,0	1,849	1
2057250102	250	35,0	285,0	320,0	130,0	6,0	2,736	1
2057315103	315	25,0	335,0	370,0	168,0	6,0	4,500	1
2057355104	355	30,0	373,0	430,0	184,0	6,0	7,000	1
2057400105	400	33,0	427,0	482,0	195,0	6,0	7,360	1
2057450106	450	46,0	514,0	585,0	142,0	7,0	10,400	1
2057500107	500	46,0	530,0	585,0	138,0	7,0	8,700	1
2057630108	630	50,0	642,0	685,0	140,0	7,0	12,530	1

Up to 160 mm EPDM-gasket without steel ring insert. From 200 mm EPDM-gasket with steel ring insert.
Suitable flange adapter for shut off valves available on request.

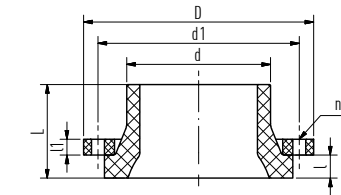




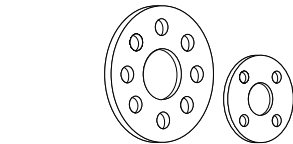
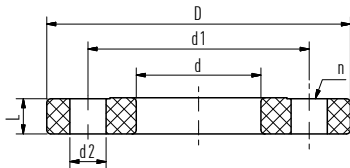
socket welding



SDR 6 / 7,4 / 9 / 11 / 17,6



butt welding



Flange adapter __

Flange adapter incl. Flange PN6 without gasket

Material: Flange: steel galvanised,
Flange adapter: fusiolen® PP-R
Standards: Flange according to DIN 2641
Colour: Flange: black / Flange adapter: green

Article no.	d	D	d1	l	l1	L	n	kg	PU
socket welding									
SDR 6 / 7,4 / 9 / 11 / 17,6									
1050032001	32	100,0	75,0	10,0	10,0	34,0	4	1,090	1
1050040002	40	120,0	90,0	11,0	10,0	35,5	4	1,170	1
1050050003	50	130,0	100,0	12,0	10,0	39,5	4	1,360	1
1050063004	63	140,0	110,0	14,0	10,0	43,5	4	0,886	1
1050075005	75	160,0	130,0	16,0	10,0	46,0	4	1,148	1
1050090006	90	190,0	150,0	17,0	10,0	50,0	4	1,618	1
1050110007	110	210,0	170,0	18,5	10,0	55,5	4	1,824	1
1050125009	125	240,0	200,0	20,0	12,0	63,0	4	3,945	1
SDR 6 / 7,4 / 9 / 11 / 17,6									
1050125008 *	125	210,0	170,0	18,5	10,0	195,0	8	2,715	1
butt welding									
SDR 11									
1050160010	160	265,0	225,0	25,0	12,0	93,0	8	4,136	1
1050200011	200	320,0	280,0	32,0	12,0	130,0	8	6,694	1
1050250012	250	375,0	335,0	35,0	12,0	130,0	8	9,500	1

d = Connection dimension, d1 = hole-circle, PN 6 = Flange according to DIN 2641
*125 mm Fitting with 110 mm, flange adapter incl. flange PN6 use only in combination with a fitting

Plastic coated steel flange

SDR 6 / 7,4 / 9 / 11 / 17,6

Material: PP / steel
Standards: Flange according to
DIN EN 1092, DIN 2501
Colour: grey

Article no.	fitting Art. no.	Ø	DN	d	d1	D	d2	L	n	kg	PU
1040032130	1050032020	32	25	42,0	85,0	116,0	14,0	15,5	4	0,469	1
1040040131	1050040021	40	32	51,0	100,0	141,0	18,0	17,5	4	0,722	1
1040050132	1050050022	50	40	62,0	110,0	151,0	18,0	17,5	4	0,770	1
1040063133	1050063023	63	50	78,0	125,0	166,0	18,0	19,0	4	0,911	1
1040075134	1050075024	75	65	92,0	145,0	186,0	18,0	19,0	4	1,132	1
1040090135	1050090025	90	80	110,0	160,0	201,0	18,0	21,0	8	1,356	1
1040110136	1050110026 1050125027	110	100	133,0	180,0	221,0	18,0	22,0	8	1,475	1
1040125137	1050125028 (125 mm)	125	125	167,0	210,0	251,0	18,0	26,0	8	2,082	1
1040160138	1052160029 1054160030	160	150	178,0	240,0	286,0	22,0	27,0	8	3,671	1
1040200139 *	1052200031 1054200032	200	200	235,0	295,0	341,0	22,0	28,0	8	4,709	1
1040250140 *	1052250033 1054250034	250	250	288,0	350,0	406,0	22,0	31,0	12	7,094	1
1040315141 *	1054315035	315	300	340,0	400,0	460,0	22,0	33,5	12	9,500	1
1040355142 *	1054355036	355	350	376,0	460,0	520,0	22,0	39,0	16	15,300	1
1040400143 *	2057400105	400	400	430,0	515,0	565,0	26,0	34,0	16	19,680	1
1040450144 **	2057450106	450	500	517,0	620,0	670,0	26,0	42,0	20	22,880	1
1040500145 **	2057500107	500	500	533,0	620,0	670,0	26,0	38,0	20	19,000	1
1040630146 **	2057630108	630	600	645,0	725,0	785,0	30,0	40,0	20	25,800	1

d = Connection dimension, d1 = hole-circle, PN10/16= Flange according to DIN EN1092, DIN2501
*Flange PN16 200 – 630 mm (Art. no. 9700015934–9700015954) available on request.
**Material: steel/epoxy

Valves __

PP-ball valve, with union nut and welding socket

SDR 6 / 7,4 / 9 / 11

Material: fusiolen® PP-R
Colour: green

Article no.	d	d1	D	h	l1	l2	l3	L	l	kg	PU
socket welding											
1090020052	20	13,5	50,3	48,0	25,0	56,5	68,0	97,0	48,0	0,118	1
1090025053	25	18,5	59,0	56,5	25,0	65,5	78,0	110,0	59,0	0,184	1
1090032054	32	23,9	70,3	64,5	26,0	72,0	84,5	120,5	59,0	0,274	1
1090040055	40	31,0	85,9	83,3	45,0	85,0	100,0	141,0	63,5	0,483	1
1090050056	50	38,5	99,5	89,4	45,0	89,0	107,0	154,0	63,5	0,648	1
1090063057	63	50,0	125,5	115,0	45,0	101,0	118,0	173,0	108,0	1,206	1
1090075051	75	-	129,0	139,0	-	-	216,0	276,0	152,0	2,441	1

Also suitable for vacuum pipes.

PP-ball valve, with flange connection on both sides

SDR 6 / 7,4 / 9 / 11 / 17,6

Material: fusiolen® PP-R
Colour: green

Article no.	für Ø	d	l	D	z	h1	h2	kg	PU
1090090058	90	77,0	210,0	160,0	124,0	150,0	93,0	4,196	1
1090110059	110	94,0	260,0	180,0	145,0	165,0	103,0	5,612	1
1090160060	160	135,0	310,0	240,0	205,0	210,0	136,5	13,420	1

Also suitable for vacuum pipes.

For dimension 125 mm the PP-ball valve Art. no. 1090110059 with flange adapter Art. no. 1050125027 and flange Art. no. 1040110136 is used. For connection with aquatherm green weldable flange adapter (Art. no. 3050090006 – 1054160030) and aquatherm green plastic coated steel flange (Art. no. 1040090135 – 1040160138). Hexagon screw M 16x60 mm for Art. no. 1090090058/1090110059 Hexagon screw M 20x80 mm for Art. no. 1090110059 corresponding flat washer M 16.

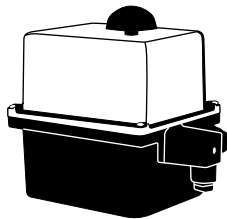
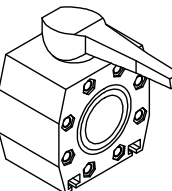
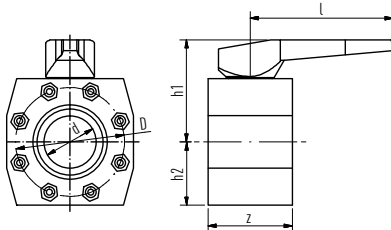
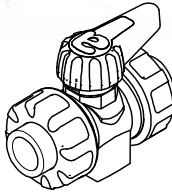
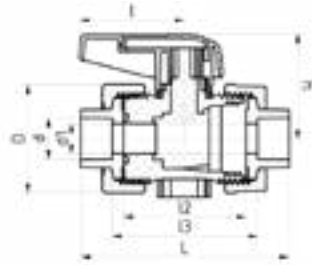
NOTICE: These are not included in the above articles.

Electrical drive for ball valve

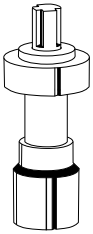
for article no. 1090020052 – 1090063057 (*for article no. 1090090058 – 1090110059)

Colour: black / red

Article no.	Dimension	for Article no.	kg	PU
230 Volt				
9700041489	20	incl. fixtures for 1090020052	1,500	1
9700041491	25	incl. fixtures for 1090025053	1,600	1
9700041493	32	incl. fixtures for 1090032054	1,600	1
9700041495	40	incl. fixtures for 1090040055	1,600	1
9700041497	50	incl. fixtures for 1090050056	1,700	1
9700041499	63	incl. fixtures for 1090063057	1,700	1
9700041603 *	90	incl. fixtures for 1090090058	3,300	1
9700041605 *	110	incl. fixtures for 1090110059	3,400	1
9700041608 *	160	incl. fixtures for 1090160060	3,700	1
24 Volt				
9700041589	20	incl. fixtures for 1090020052	1,500	1
9700041591	25	incl. fixtures for 1090025053	1,600	1
9700041593	32	incl. fixtures for 1090032054	1,600	1
9700041595	40	incl. fixtures for 1090040055	1,600	1
9700041597	50	incl. fixtures for 1090050056	1,700	1
9700041599	63	incl. fixtures for 1090063057	1,700	1
9700041703 *	90	incl. fixtures for 1090090058	3,300	1
9700041705 *	110	incl. fixtures for 1090110059	3,400	1
9700041708 *	160	incl. fixtures for 1090110059	3,700	1



Valves__



Extension for ball valve

for article no. 1090020052– 1090160060

Material: PVC
Colour: grey

Article no.	l	kg	PU
9700098900	100	0,020	1
9700098901	100	0,025	1
9700098902	100	0,030	1
9700098903	100	0,125	1

aquatherm blue shut-off valve

with lever or with drive

Material: fusiolen® PP-R, steel
Colour: blue

Article no.	d	L	z	kg	PU
socket welding					
with lever or with drive for SDR 6 / 7,4 / 9 / 11 / 17,6					
9702041820	75	138,0	78,0	6,763	1
9702041822	90	146,0	80,0	9,134	1
9702041824	110	163,0	89,0	10,400	1
9702041826	125	184,0	104,0	15,600	1
butt welding					
with lever or with drive for SDR 11					
9702041830	160	242,0	227,0	22,000	1
with lever or with drive for SDR 17,6					
9702541830	160	242,0	227,0	21,700	1
with drive for SDR 11					
9702041834	200	320,0	305,0	41,400	1
9702041838	250	328,0	313,0	59,200	1
9702041842	315	432,0	412,0	81,800	1
with drive for SDR 17,6					
9702541834	200	320,0	305,0	40,900	1
9702541838	250	328,0	313,0	58,400	1
9702541842	315	432,0	412,0	78,600	1

Ball valve for manifold

female/male — SDR 6 / 7,4 / 9 / 11

Material: fusiolen® PP-R / brass
Colour: green

Article no.	d	l	l1	D	z	z1	h	kg	PU
socket welding									
1050032189	32	63,0	108,0	47,5	45,0	46,5	78,0	0,575	2

Supporting strap for four-port manifold

with clamps, galvanised, double

Material: Steel galvanized
Colour: Zinc

Article no.	d	l	l1	l2	h	h1	kg	PU
9600060210	32	210,0	80,0	57,0	66,0	46,0	0,226	2

Valves__

Globe valve

for surface installation, socket welding — SDR 6 / 7,4 / 9 / 11

Material: fusiolen® PP-R / brass
Colour: green

Article no.	d	l	D	z	h	kg	PU
socket welding							
1090020040	20	35,0	29,5	20,5	75,3	0,165	1
1090025041	25	38,0	34,0	22,0	75,0	0,172	1
1090032042	32	49,0	43,0	31,0	97,0	0,314	1
1090040043	40	60,0	52,0	39,5	111,5	0,585	1

Concealed valve, chromium plated

SDR 6 / 7,4 / 9 / 11

Material: fusiolen® PP-R / brass
Colour: green

Article no.	d	l	D	z	h	h1	H2	kg	PU
socket welding									
1050020150	20	35,0	29,5	20,5	116,0	28,0	59,0	0,319	1
1050025151	25	38,0	34,0	22,0	116,0	28,0	59,0	0,330	1
1050032152	32	49,0	43,0	31,0	121,0	34,0	59,0	0,416	1

Extension for concealed valve

chromium-plated for art. no. 1050020150-1050032152

Material: brass
Colour: chrome

Article no.	H	kg	PU
9600040900	92,0	0,148	1
9600040902	132,0	0,209	1

Concealed valve, tamper proof

chromium-plated / short design, socket welding — SDR 6 / 7,4 / 9 / 11

Material: fusiolen® PP-R / brass
Colour: green, chrome

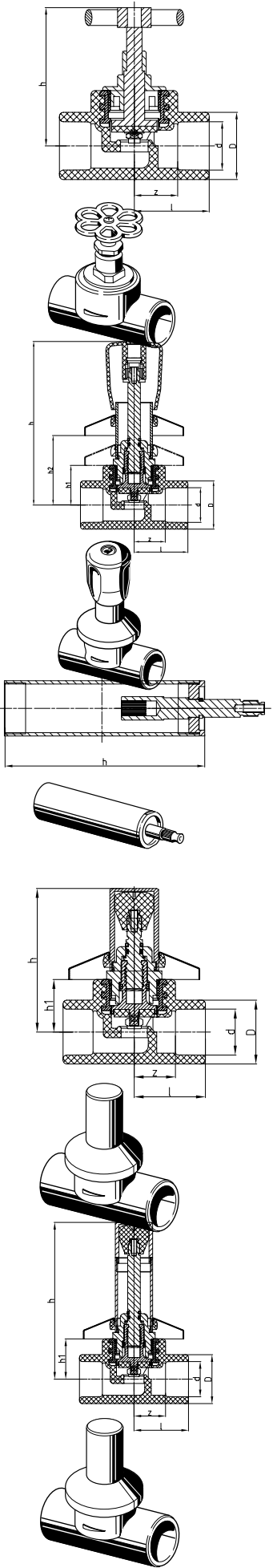
Article no.	d	l	D	z	h	h1	kg	PU
socket welding								
1050020153	20	35,0	29,5	20,5	71,5	28,0	0,258	1
1050025154	25	38,0	34,0	22,0	72,0	28,0	0,288	1
1050032155	32	49,0	43,0	31,0	82,5	34,0	0,376	1

Concealed valve, tamper proof

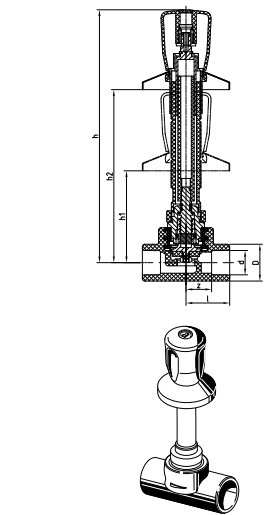
chromium-plated / long design, socket welding — SDR 6 / 7,4 / 9 / 11

Material: fusiolen® PP-R / brass
Colour: green, chrome

Article no.	d	l	D	z	h	h1	kg	PU
socket welding								
1050020159	20	35,0	29,5	20,5	109,0	28,0	0,342	1
1050025160	25	38,0	34,0	22,0	109,0	28,0	0,350	1
1050032161	32	49,0	43,0	31,0	115,0	34,0	0,432	1



Valves__

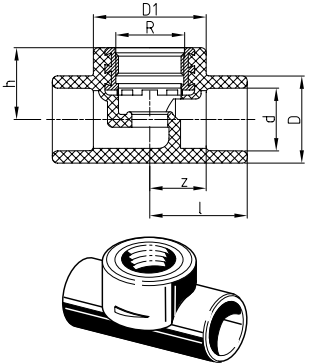


Concealed valve, construction depth 55–100 mm

suitable for construction depth 55 mm to 100 mm, socket welding
SDR 6 / 7,4 / 9 / 11

Material: fusiolen® PP-R / brass
Colour: green, chrome

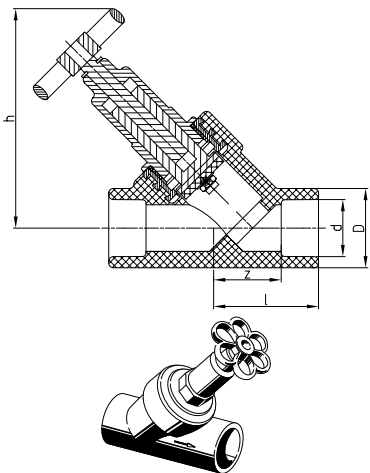
Article no.	d	l	D	z	h	h1	H2	kg	PU
socket welding									
1050020156	20	35,0	29,5	20,5	213,0	59,0	147,0	0,357	1
1050025157	25	38,0	34,0	22,0	213,0	59,0	147,0	0,369	1
1050032158	32	49,0	43,0	31,0	219,0	65,0	153,0	0,455	1



Stop valve body

Material: fusiolen® PP-R / brass
Colour: green

Article no.	d	l	D	D1	z	h	R	kg	PU
socket welding									
1090020046	20	35,0	29,5	44,0	20,0	28,0	3/4"	0,082	1
1090025047	25	38,0	34,0	44,0	22,0	28,0	3/4"	0,101	1
1090032048	32	49,0	43,0	52,0	31,0	34,0	1"	0,146	1
1090040049	40	60,0	52,0	69,0	39,5	41,0	1 1/4"	0,313	1

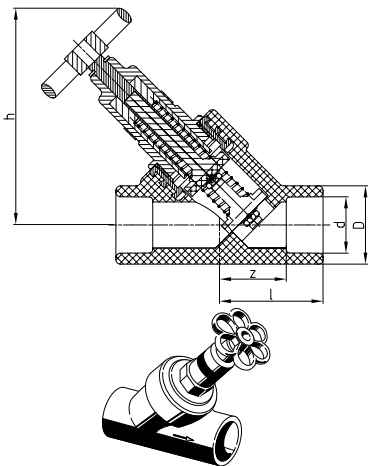


Inclined valve

without drain, socket welding — SDR 6 / 7,4 / 9 / 11

Material: fusiolen® PP-R / brass
Colour: green

Article no.	d	l	D	z	h	kg	PU
socket welding							
1050020162	20	45,0	34,0	30,5	95,5	0,294	1
1050025163	25	45,0	34,0	29,0	95,5	0,283	1
1050032164	32	56,0	43,0	38,0	111,5	0,421	1
1050040165	40	65,0	52,0	44,5	135,0	0,834	1



Non-return valve

without drain, socket welding— SDR 6 / 7,4 / 9 / 11

Material: fusiolen® PP-R / brass
Colour: green

Article no.	d	l	D	z	h	kg	PU
socket welding							
1050020170	20	45,0	34,0	30,5	95,5	0,297	1
1050025171	25	45,0	34,0	29,0	95,5	0,292	1
1050032172	32	56,0	43,0	38,0	111,5	0,432	1
1050040173	40	65,0	52,0	44,5	135,0	0,840	1

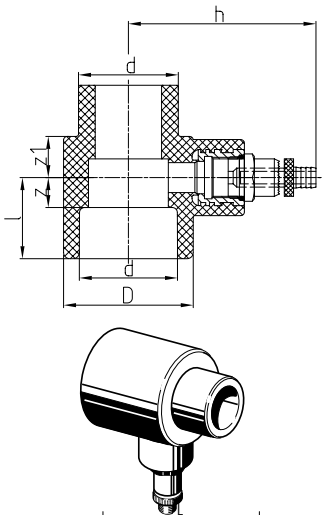
Assembly elements__

Draining branch

to weld in aquatherm green valves, socket welding
SDR 6 / 7,4 / 9 / 11

Material: fusiolen® PP-R / brass
Colour: green

Article no.	d	l	D	z	z1	h	kg	PU
socket welding								
1050020183	20	26,0	34,0	11,5	16,5	71,0	0,098	1
1050025184	25	26,0	34,0	10,0	16,5	71,0	0,096	1
1050032185	32	32,0	43,0	14,0	17,0	74,5	0,118	1
1050040186	40	32,5	52,0	12,0	16,5	80,5	0,140	1
1050050187	50	39,0	68,0	15,5	17,0	88,0	0,202	1
1050063188	63	44,0	84,0	16,5	16,5	96,0	0,288	1



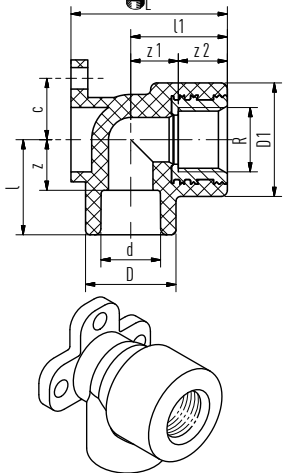
Back plate elbow

brass (*stainless steel) — SDR 6 / 7,4 / 11

Material: fusiolen® PP-R / brass or stainless steel
Standards: DIN 1692, DIN EN ISO 15874
Colour: green

Article no.	d	R	l	l1	D	D1	L	z	z1	z2	c	kg	PU
one side socket welding													
1040020151	20	1/2"	31,0	31,5	29,5	37,0	51,0	16,5	18,5	13,0	20,0	0,079	10
1040020152	20	3/4"	37,0	37,0	34,0	44,0	54,0	22,5	24,0	13,0	-	0,106	10
1040025153	25	3/4"	37,0	37,0	34,0	44,0	54,0	21,0	24,0	13,0	-	0,105	10
1040025154	25	1/2"	33,5	31,0	34,0	37,0	53,0	17,5	18,0	13,0	20,0	0,080	10
1090020070 *	20	1/2"	31,0	31,5	29,5	37,0	51,0	16,5	18,5	13,0	20,0	0,084	10
1090020071 *	20	3/4"	37,0	37,0	34,0	44,0	54,0	22,5	24,0	13,0	-	0,101	10
1090025072 *	25	3/4"	37,0	37,0	34,0	44,0	54,0	21,0	24,0	13,0	-	0,111	10
1090025073 *	25	1/2"	33,5	31,0	34,0	37,0	53,0	17,5	18,0	13,0	20,0	0,076	10

*stainless steel



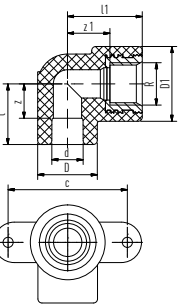
Back plate elbow for dry construction

brass (*stainless steel) — SDR 6 / 7,4 / 11

Material: fusiolen® PP-R / brass or stainless steel
Standards: DIN 1692, DIN EN ISO 15874
Colour: green

Article no.	d	l	l1	D	D1	z	z1	R	kg	PU
one side socket welding										
1040020156	20	30,0	37,0	29,5	37,0	15,5	24,0	1/2"	0,079	10
1090020074 *	20	30,0	37,0	29,5	37,0	15,5	24,0	1/2"	0,078	10

*stainless steel

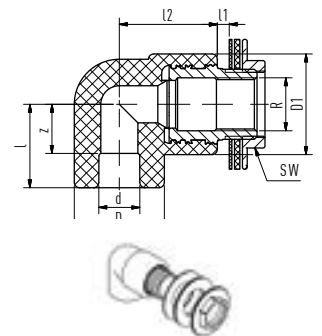


Transition piece with counternut

with gasket and tension washer, socket welding — SDR 6 / 7,4 / 11

Material: fusiolen® PP-R / brass
Standards: DIN 1692, DIN EN ISO 15874
Colour: green

Article no.	d	l	l1	l2	D	D1	z	R	SW	kg	PU
one side socket welding											
1050020062	20	37,0	3,5	35,0	29,5	44,0	22,5	1/2"	29	0,154	10
1050025063	25	37,0	3,5	37,0	34,0	44,0	21,0	1/2"	29	0,206	10



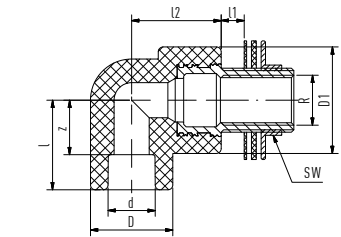
Mounting units__

Transition elbow for plasterboard

SDR 6 / 7,4 / 11

Material: fusiolen® PP-R / brass
Colour: green

Article no.	d	l	l1	l2	D	D1	z	R	SW	kg	PU
one side socket welding											
1050020064	20	37,0	18,5	35,0	29,5	44,0	22,5	1/2"	29	0,223	10
with 30 mm thread, counternut, gasket and tension washer											

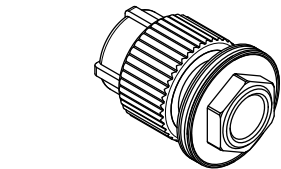
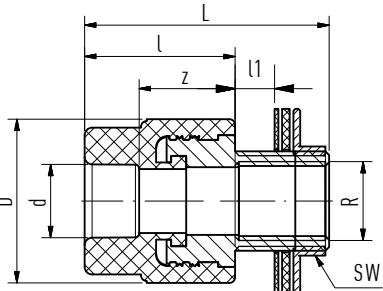


Transition piece with counternut

with gasket and tension washer, socket welding — SDR 6 / 7,4 / 11

Material: fusiolen® PP-R / brass
Standards: DIN 16962, DIN EN ISO 15874
Colour: green

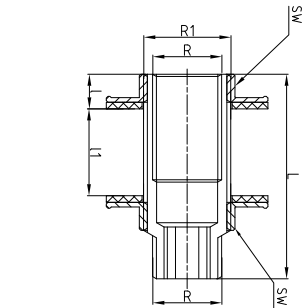
Article no.	d	l	l1	D	L	z	R	SW	kg	PU
one side socket welding										
1050020060	20	40,0	13,5	43,5	65,0	25,5	1/2"	29	0,204	10



Dry construction wall fitting

Material: brass

Article no.	R	R1	l	l1	L	SW	kg	PU
9600020114	1/2"	3/4"	10,5	26,0	62,0	30	0,213	10

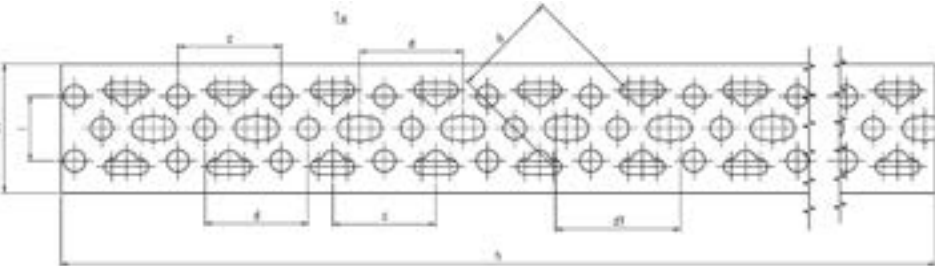
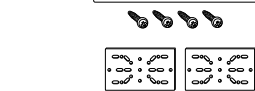
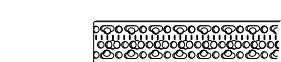
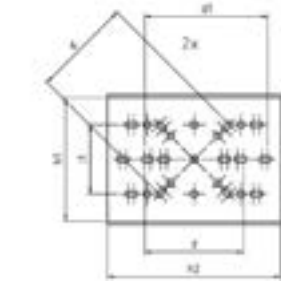


Mounting plate galvanised

to fix back plate elbows as double connection including 2 fixing plates and 4 screws

Material: Iron / galvanised

Article no.	d	d1	l	l1	h	h1	h2	kg	PU
7050000016	40	50,0	25	28	560	50	70	0,546	1

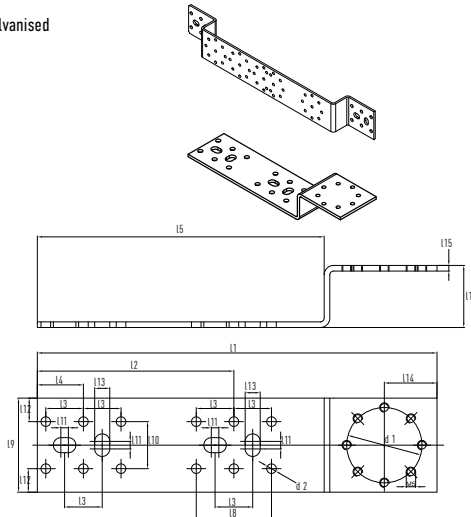
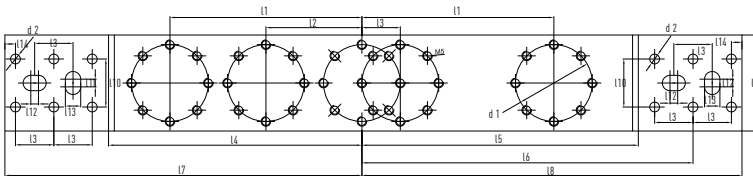


Mounting units__

Mounting rail (double and single)

Material: Iron / galvanised

Article no.	d1	d2	kg	PU
7050000017	40,0	5,1	0,412	2
7050000018	40,0	5,1	0,235	2



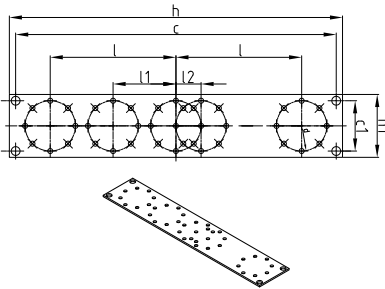
Mounting plate galvanised

to fix back plate elbows as double connection

Material: Iron / galvanised

Article no.	d	l	l1	l2	c	c1	h	h1	kg	PU
7050000020	40	100	50	20	255	40	265	50	0,221	1

not suitable for connection with sound insulation plate (art. no. 7020000015). We recommend mounting rail art. no. 7050000016

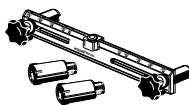


Assembling jig

as water level with 2 plugs 1/2"

Material: fusiolen® PP-R green

Article no.	kg	PU
9800050700	0,252	1

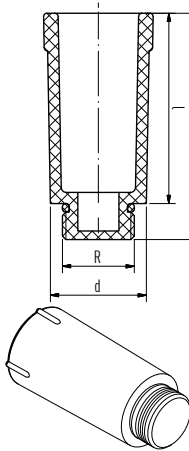


Plug for pressure tests

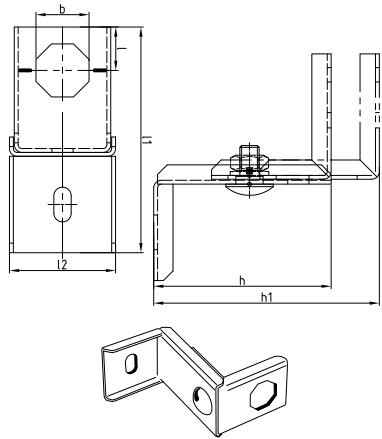
with gasket

Material: fusiolen® PP-R green

Article no.	d	l	L	R	kg	PU
9800050708	28	55,5	66,0	1/2"	0,022	10
9800050710	34	55,5	66,0	3/4"	0,027	10



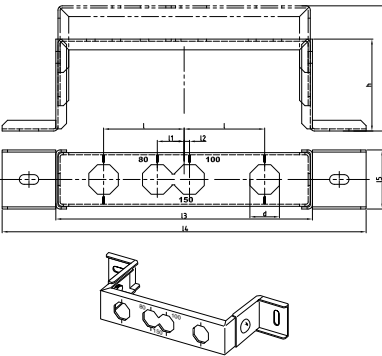
Mounting units__



Mounting unit, single

Material: Iron / galvanised

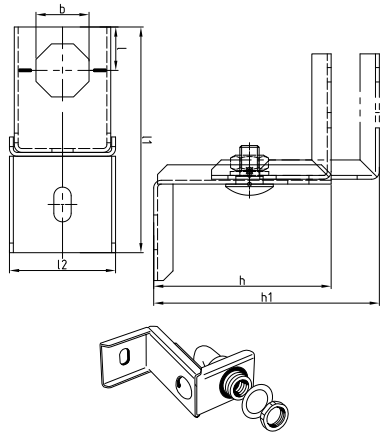
Article no.	B	l	l1	l2	h	h1	kg	PU
7050000002	27,5	118	22,5	55	92,5	122,5	0,278	1



Mounting unit, double

Material: Iron / galvanised

Article no.	b	l	l1	l2	h	h1	l3	l4	l5	kg	PU
7050000001	27,5	75	25	5	92,5	122,5	239	339	55	0,630	1

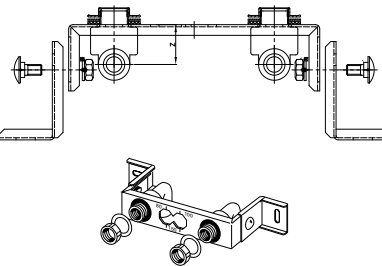


Mounting unit with one aquatherm green transition elbow

with one aquatherm green transition elbow, with counternut, gasket and tension washer

Material: fusiolen® PP-R / brass, Iron / galvanised

Article no.	b	l	l1	l2	h	h1	kg	PU
7050000004	27,5	22,5	118	55	92,5	122,5	0,434	1



Mounting unit with two aquatherm green transition elbows

with two aquatherm green transition elbows, with counternut, gasket and tension washer

Material: fusiolen® PP-R / brass, Iron / galvanised

Article no.	b	l	l1	l2	h	h1	l3	l4	l5	kg	PU
7050000003	27,5	75	25	5	92,5	122,5	239	339	55	0,942	1

Distribution elements__

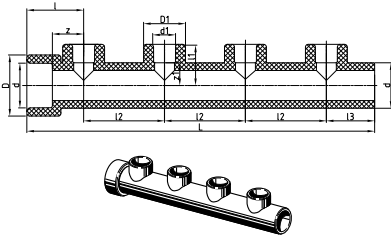
Four-port manifold

length: 246 mm, with 4 branches — SDR 6 / 7.4 / 9 / 11

Material: fusiolen® PP-R
Colour: green

Article no.	d	d1	l	l1	l2	l3	D	D1	L	z	z1	kg	PU
socket welding													
1090032032	32	16,0	40	29	57	36	43,0	29,5	245,0	22,0	16	0,148	1
1090032033	32	20,0	40	29	57	36	43,0	29,5	245,0	22,0	14,5	0,134	1

The four-port manifold can be shortened or extended by fusion with further four-port manifolds, if required.



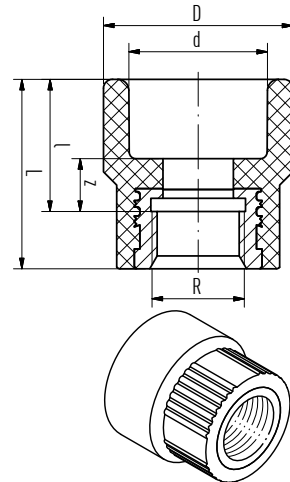
Manifold end piece with female thread

SDR 6 / 7.4 / 9 / 11

Material: fusiolen® PP-R / brass
Standards: DIN 16962, DIN EN ISO 15874
Colour: green

Article no.	d	l	D	L	z	R	kg	PU
one side socket welding								
1090032034	32	30,0	43,0	43,0	12,0	1/2"	0,073	1

Transition piece as manifold endpiece with female thread



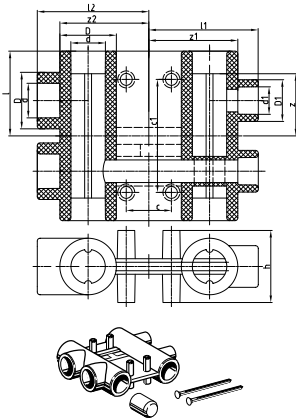
Distribution block plumbing

SDR 6 / 7.4 / 11

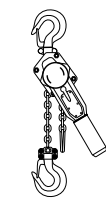
Material: fusiolen® PP-R
Colour: green

Article no.	d	d1	l	l1	l2	D	D1	z	z1	z2	c	c1	cl	l3	h	kg	PU
socket welding																	
1050025016	25	20,0	60	77,5	79	40,0	29,5	44,0	63	63,0	32	80	100	36	51	0,273	1

including 1 plug and 2 fasteners



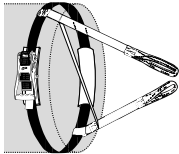
Accessories__



Chain hoist

Tools for assembling push-in couplings

Article no.	kg	PU
9800050530	2,800	1



Tension band

width 50 mm including towing eyes. For fixing the pipe when assembling push-in couplings

Article no.	kg	PU
9800050533	2,500	1

50 mm incl. towing eyes

Brush

for applying lubricant when assembling push-in coupling systems

Article no.	kg	PU
9800050534	0,045	1

Lubricant

250 ml for use when assembling push-in coupling systems

Article no.	kg	PU
9800050535	0,280	1

Adhesive tape to protect against UV-radiation

Article no.	Dimension	kg	PU
9700010871	Dimension 50 mm x 10 m	0,133	1

aquatherm-PP-Primer

for aquatherm PP pipes

Article no.	Container	kg	PU
9700050230	Container: 1l	0,994	1
9700050231	Container: 10l	9,269	1

aquatherm special top coat

for aquatherm PP pipes

Article no.	Container	kg	PU
9700050232	black Conatiner: 2,5l	3,007	1
9700050233	white Container: 2,5l	3,436	1

Accessories__

Pipe clamps

suitable for sliding and fixed point installation

Article no.	for pipe diameters	kg	PU
9600060516	16	0,045	50
9600060520	20	0,048	50
9600060525	25	0,051	50
9600060532	32	0,060	50
9600060540	40	0,067	50
9600060550	50	0,079	50
9600060563	63	0,091	25
9600060575	75	0,105	25
9600060590	90	0,128	25
9600060594	110	0,155	25
9600060595	125	0,212	25
9600060597	160	0,342	25
9600060650	200	1,014	1
9600060654	250	1,193	1
9600060658	315	1,618	1
9600060660	355	1,920	1

Thread connection: M8 & M10 for 16 – 125 mm | M10 for 160 mm | M16 for 200 – 355 mm

Pipe clamps suitable for fixed point installation

Article no.	for pipe diameters	kg	PU
9600060768	160	8,548	1
9600060770	200	9,449	1
9600060774	250	19,367	1
9600060778	315	22,753	1
9600060780	355	24,840	1
9600060782	400	43,642	1
9600060784	450	46,253	1
9600060786	500	48,865	1
9600060790	630	55,659	1

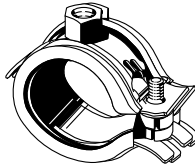
Pipe fastening bow 16-32 mm

Article no.	for pipe diameters	kg	PU
7020016005	for pipes 16-32 mm L=45 mm	0,005	50
7020016006	for pipes 16-32 mm L=75 mm	0,007	50
7020016007	for pipes 16-32 mm L=45 mm	0,007	50
7020016008	for pipes 16-32 mm L=75 mm	0,009	50

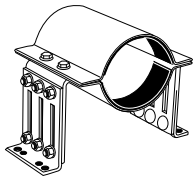
Plastic pipe clamps 16-40 mm

Article no.	for pipe diameters	kg	PU
7090016010	for pipes 16 mm	0,007	50
7090020011	for pipes 20 mm	0,008	50
7090025012	for pipes 25 mm	0,016	30
7090032013	for pipes 32 mm	0,017	30
7040040014	for pipes 40 mm	0,020	30


Material: steel



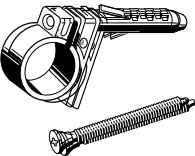
Material: steel



Material: PA



Material: fusiolen® PP-R



aquatherm GmbH

Biggen 5 | 57439 Attendorn | Germany

Tel: +49 2722 950 0 | Mail: info@aquatherm.de

Status: 07.2023



Part of the Solution
www.aquatherm.de